

OFFICE FURNITURE CATALOG



2018/2019 MARQUIS COLLECTION

MARQUISINTERNATIONALOF.COM



TABLE *of* CONTENTS

CASEGOODS *marquis collection*

WOOD LAMINATE —————	3-9	ELECTRIC HEIGHT-ADJUSTABLE BASE ———	16
WOOD LAMINATE STORAGE ———	10-12	STEEL STORAGE CABINETS —————	17
WOOD LAMINATE ACCESSORIES ———	12	CHAIR MATS —————	17
WOOD LAMINATE TABLES —————	13	PERSONNEL METAL LOCKERS ———	17

SEATING *marquis collection*

CONTEMPORARY STEEL —————	18-29	SPECIALTY / GUEST SEATING ———	31-34
BIG & TALL SEATING —————	30	GUEST SEATING —————	35-36

REFERENCE *marquis collection*

COMPONENT SELECTION GUIDE ———	14-15	SEATING FEATURES GUIDE —————	75
-------------------------------	--------------	------------------------------	-----------

OfficeSource®

DESKS —————	37-49, 51-55	HOSPITALITY SEATING & TABLES ———	67
DESK ACCESSORIES —————	50	SEATING —————	68-72
PANEL SYSTEMS —————	56	FOLDING TABLES AND CHAIRS ———	73
TABLES —————	57-65	STEEL FILING CABINETS —————	74
PARTITIONS —————	66		

PRODUCT WARRANTY:

OHIO WHOLESALE BUSINESS FURNITURE PRODUCTS ARE WARRANTED AGAINST MANUFACTURING DEFECTS IN MATERIAL AND WORKMANSHIP FOR SIX YEARS, WITH THE FOLLOWING EXCEPTIONS: UPHOLSTERY MATERIAL, FOAM, GAS CYLINDERS, WOOD COMPONENTS AND CONTROL MECHANISMS, WHICH ARE WARRANTED FOR TWO YEARS.

THIS WARRANTY IS LIMITED TO REPLACEMENT, REPAIR OR PARTS TO REPAIR AT OUR DISCRETION. NO POWER TOOLS ARE TO BE USED TO ASSEMBLE PRODUCTS. WARRANTY WILL BE VOIDED IF THERE IS ANY DAMAGE CAUSED BY ASSEMBLER. UNLESS OTHERWISE SPECIFIED, CHAIRS HAVE A WEIGHT CAPACITY OF 230 POUNDS AND THE WARRANTY WILL BE VOIDED IF THIS WEIGHT IS EXCEEDED. WARRANTY IS LIMITED TO A 40 HOUR SINGLE SHIFT WORK WEEK. ALL FILE DRAWERS ARE FOR HANGING FOLDERS ONLY. ALL LATERAL FILE DRAWERS HAVE A WEIGHT CAPACITY OF 90 POUNDS PER DRAWER, EVENLY DISTRIBUTED.

Please Note: Marquis International is a trade name registered to Ohio Wholesale Business Furniture by the state of Ohio effective as of April 1, 2005. Prices are subject to change without notice. We cannot be responsible for typographical errors. Manufacturer's specifications are subject to change without notice. Colors in this catalog are reproduced as accurately as high-speed printing methods allow. If necessary, we will provide swatches for accurate colors.

the marquis
LAMINATE COLLECTION

As the name implies, the Marquis Laminate Collection is a premier desk series. The product features 3mm edge banding, thermal-fused laminate surfaces and full suspension slides. This ready-to-assemble desking line offers a multitude of configurations to meet your every need. Pedestals and lateral files are pre-assembled to make installation of your office fast and simple.

WOOD LAMINATE

IN-STOCK COLORS



COLLECTION #1
Total List Price: \$2,916
Consists of: ML177R, ML195,
ML182L, ML166, ML175, ML144

easy
ASSEMBLY

COLLECTION #2
Total List Price: \$3,412
Consists of: ML177R, ML195, ML182L, ML166, ML175, ML144,
Optional Silver Glass Doors MLGD-SI



WOOD LAMINATE

IN-STOCK COLORS



COLLECTION #3

Total List Price: \$3,304

Consists of: ML189, ML170, ML143, ML166, ML175, ML144,
Optional Silver Glass Doors MLGD-SI and Optional Silver Grommets

Note: Silver Handles are only available in Espresso Laminate.



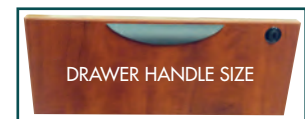
Optional Silver Grommets
List: \$32 each



COLLECTION #4

Total List Price: \$2,648

Consists of: ML189, ML170, ML143, ML166, ML175, ML144





WOOD LAMINATE

COLLECTION #5

Total List Price: \$2,816

Consists of: ML147, ML170, ML143, ML166, ML144,
Optional Silver Glass Doors MLGD-SI and Optional Modesty Panel



EDGE DETAIL



CLOSE-UP OF MODEL #ML166

COLLECTION #6

Total List Price: \$2,268

Consists of: ML147, ML193, ML182L, ML166, ML144



Note: Bullet tables are NOT free standing.

WOOD LAMINATE



COLLECTION #7
Total List Price: \$2,648
Consists of: ML189, ML170, ML143, ML175, ML166, ML144



COLLECTION #8
Total List Price: \$2,980
Consists of: ML189, ML170, ML143, ML144, ML112, ML166



NEW ESPRESSO COLOR FEATURES:
Silver Handles, Light Gray Reveal Strips, Optional Silver Doors




WOOD LAMINATE

IN-STOCK COLORS



COLLECTION #9
 Total List Price: \$3,176
 Consists of: ML101, ML166 (2), ML175 (2),
 ML143, ML144



COLLECTION #10
 Total List Price: \$1,664
 Consists of: ML169, ML180, ML107 (2)



COLLECTION #11
 Total List Price: \$1,920
 Consists of: ML169, ML180, ML166, ML175



WOOD LAMINATE

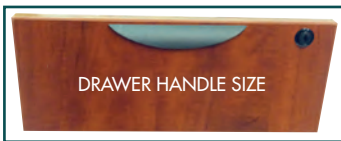
IN-STOCK COLORS



COLLECTION #12
 Total List Price: \$2,528
 Consists of: ML101, ML170, ML143,
 ML175, ML166, ML144



COLLECTION #13
 Total List Price: \$3,988
 Consists of: ML134, ML145 (2), ML126,
 ML125 (2), ML166, ML175



COLLECTION #14
 Total List Price: \$1,712
 Consists of: ML134, ML145 (2), ML107 (2)



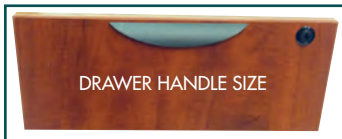
WOOD LAMINATE

COLLECTION #15
Total List Price: \$1,300
Consists of: ML102, ML145, ML107 (2)



COLLECTION #16
Total List Price: \$1,448
Consists of: ML189, ML166, ML175

COLLECTION #17
Total List Price: \$972
Consists of: ML103, ML107 (2)



COLLECTION #18
Total List Price: \$1,556
Consists of: ML102, ML145, ML166, ML175



COLLECTION #19
Total List Price: \$1,072
Consists of: ML101, ML107 (2)

COLLECTION #20
Total List Price: \$644
Consists of: ML121, ML07



Note: Accessories NOT included.

WOOD LAMINATE STORAGE

(A) Open Hutch
 35 1/4"W x 13 3/4"D x 36"H
 Model: #ML153
 List: \$360

(B) 2-Drawer Lateral File with Lock
 35 1/4"W x 22"D x 29"H
 Model: #ML112
 List: \$780
 NOTE: Assembled unit.

NOTE: ALL file drawers are for hanging folders only. All lateral file drawers have a weight capacity of 90 pounds per drawer, evenly distributed.

(C) 4-Drawer Lateral File with Lock
 35 1/2"W x 22"D x 54"H
 Model: #ML184
 List: \$2,240
 NOTE: Assembled unit.

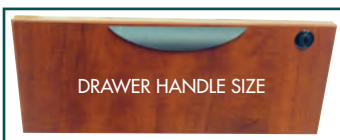

(D) Mobile Pedestal File/File
 15 5/8"W x 22"D x 28"H
 Model: #ML149
 List: \$600
 NOTE: Assembled unit.

(E) Mobile Pedestal Box/Box/File
 15 5/8"W x 22"D x 28"H
 Model: #ML148
 List: \$580
 NOTE: Assembled unit.

(F) Bookcase
 31 1/2"W x 13 3/4"D x 70 3/4"H
 Model: #ML156
 List: \$412

(G) Bookcase
 31 1/2"W x 13 3/4"D x 47 1/4"H
 Model: #ML155
 List: \$284

(H) Bookcase
 31 1/2"W x 13 3/4"D x 30"H
 Model: #ML154
 List: \$220





(A)

(A) Wardrobe Cabinet
(reversible door) with Lock
18"W x 24"D x 65 1/2"H
Model: #ML150
List: \$820

(B) 2-Drawer Lateral File
35 1/4"W x 22"D x 29"H
Model: #ML112
List: \$780
NOTE: Assembled unit.
NOTE: All file drawers are for hanging folders only. All lateral file drawers have a weight capacity of 90 pounds per drawer, evenly distributed.

(C) Combo Lateral File with Locks
30"W x 22"D x 29"H
Model: #ML114
List: \$880
NOTE: Assembled unit.

(D) Storage Cabinet with Lock
35 1/2"W x 22"D x 36"H
Model: #ML152
List: \$640

(E) 2-Door Storage Cabinet with Lock
35 1/2"W x 22"D x 29"H
Model: #ML113
List: \$460

(F) Storage Cabinet with Lock
35 1/2"W x 22"D x 65 1/2"H
Model: #ML151
List: \$1,060

(G) Wardrobe/File/Storage with Locks
24"W x 24"D x 65"H
Model: #ML207
List: \$1,560
NOTE: Assembled unit.



Note: Silver Handles are only available in Espresso Laminate.



(B)



(C)



(D)



(E)



(D)

(B)



(F)




(G)

WOOD LAMINATE STORAGE & ACCESSORIES



(A)



(A) Wall-Mounted Storage Unit with Doors
36"W x 15"D x 17"H
Model: #ML208
List: \$380
NOTE: Wall fasteners NOT included.

(B) 4-Door Credenza
71"W x 24"D x 29 1/2"H
Model: #ML158
List: \$1,120

Note: ML208 shown with optional metal-framed glass doors. List: \$628



(C) Pull-Out Keyboard Tray with Mouse Pad
20"W x 11"D
Mouse Pad 9" x 8"
Model: #EZ0036
List: \$128



(B)

(D) Articulating Keyboard Tray with Mouse Pad, Spring-Assist Mechanism, Height and Tilt Adjustments
20"W x 11"D
Mouse Pad 8" x 8"
Model: #EZ0021
List: \$240


(E) Plastic Center Drawer
21"W x 17"D
Model: #CD1
List: \$96



(C)



(D)



(E)



(F)

(F) Optional Laminate-Framed Glass Doors for ML144 Hutch
Model: #MLGD
List: \$280

(G) Optional Metal-Framed Glass Doors for ML144 Hutch
Model: #MLGD-SI
List: \$496



(G)

WOOD LAMINATE TABLES



(A)



(B)



(C)



(D)



(E)



(F)

IN-STOCK COLORS



(A) Coffee Table
49"L x 24"D x 16"H
Model: #ML219
List: \$380

(B) End Table
24"L x 24"D x 20"H
Model: #ML220
List: \$260

(C) Round Table
48"W x 29 1/2"H
Model: #ML123
List: \$460

(D) Round Table
42"W x 29 1/2"H
Model: #ML127
List: \$376

(E) Racetrack Table 2-Piece Top
120"L x 47"D x 29 1/2"H
Model: #ML137
List: \$1,280



























(F) Racetrack Table
70 1/2"L x 35 1/4"D x 29 1/2"H
Model: #ML135
List: \$516

Racetrack Table
94 1/4"L x 43 1/4"D x 29 1/2"H
Model: #ML136
List: \$840




























Racetrack Table 2-Piece Top
143 3/4"L x 47 1/4"D x 29 1/2"H
Model: #ML138
List: \$1,800
NOTE: ML138 Not stocked in Honey.



COMPONENT SELECTION GUIDE

<p>DESK SHELL</p> <p>ML101 71"W x 36"D \$440 ML102 66"W x 30"D \$368 ML103 60"W x 30"D \$340 ML104 47"W x 24"D \$300 ML105 71"W x 30"D \$440 ML121 47"W x 30"D \$328</p> 	<p>RETURN SHELL-NON-HANDED</p> <p>ML145 47"W x 24"D \$300 ML179 30"W x 24"D \$212 ML192 35"W x 24"D \$220 ML194 23"W x 24"D \$200 ML196 42"W x 24"D \$288</p> 	<p>RECEPTION DESK SHELL</p> <p>ML169 71"W x 30/34"D \$692</p> 	
<p>BOW FRONT DESK SHELL</p> <p>ML189 71"W x 36/41"D \$560</p> 	<p>CORNER DESK SHELL</p> <p>ML134 42"W x 42"W x 24"D \$480</p> 	<p>RECEPTION RETURN SHELL-NON-HANDED</p> <p>ML180 42"W x 24"D \$340</p> 	
<p>PORK CHOP DESK SHELL-LEFT</p> <p>ML177L 71"W x 42/36/30"D \$720</p> 	<p>PORK CHOP DESK SHELL-RIGHT</p> <p>ML177R 71"W x 30/36/42"D \$720</p> 	<p>PORK CHOP BULLET SHELL-LEFT</p> <p>ML133L 71"W x 30/42"D \$800</p> 	
<p>CORNER CREDENZA SHELL-RIGHT</p> <p>ML181R 66"W x 36/24"D \$512 ML182R 71"W x 36/24"D \$528</p> 	<p>CORNER CREDENZA SHELL-LEFT</p> <p>ML181L 66"W x 36/24"D \$512 ML182L 71"W x 36/24"D \$528</p> 	<p>PORK CHOP BULLET SHELL-RIGHT</p> <p>ML133R 71"W x 30/42"D \$800</p> 	
<p>CREDENZA SHELL</p> <p>ML129 60"W x 24"D \$340 ML111 66"W x 24"D \$352 ML143 71"W x 24"D \$360</p> 	<p style="text-align: center;">MARQUIS COLLECTION</p> <p style="text-align: center;">MARQUISINTERNATIONALOF.COM</p>		<p>HANGING PEDESTAL B/F W/LOCK</p> <p>ML107 16"W x 22"D \$316</p> <p>ASSEMBLED UNIT</p> 
<p>BRIDGE</p> <p>ML170 47"W x 24"D \$240 ML188 30"W x 24"D \$192 ML193 35"W x 24"D \$200 ML195 23"W x 24"D \$180 ML197 42"W x 24"D \$240</p> 			<p>PEDESTAL B/B/F W/LOCK</p> <p>ML166 16"W x 22"D \$440</p> <p>ASSEMBLED UNIT</p> 
<p>MODESTY PANEL FOR ML147</p> <p>ML147M 52"W x 27"H \$180</p> 			<p>PEDESTAL FILE/FILE W/LOCK</p> <p>ML175 16"W x 22"D \$448</p> <p>ASSEMBLED UNIT</p> 
<p>BULLET TABLE</p> <p>ML131 66"W x 30"D \$440 ML147 71"W x 36"D \$500</p> <p>NOTE: NOT FREESTANDING</p> 			<p>MOBILE PEDESTAL BOX/BOX/FILE W/LOCK</p> <p>ML148 16"W x 22"D \$580</p> <p>ASSEMBLED UNIT</p> 
<p>HUTCH WITH 4 DOORS</p> <p>ML141 60"W x 15"D \$520 ML140 66"W x 15"D \$560 ML144 72"W x 15"D \$600</p> 			<p>MOBILE PEDESTAL FILE/FILE W/LOCK</p> <p>ML149 16"W x 22"D \$600</p> <p>ASSEMBLED UNIT</p> 
<p>CORNER HUTCH</p> <p>ML126 42"W x 42"W x 15"D \$860</p> 			<p>TACKBOARD FOR HUTCH</p> <p>ML115 (FOR ML141) \$152 ML116 (FOR ML125) \$144 ML117 (FOR ML140) \$160 ML118 (FOR ML144) \$180 ML124 (FOR ML126) \$208</p> 
<p>GLASS DOOR KIT FOR ML144 HUTCH LAMINATE COLORS</p> <p>MLGD \$280</p> 			<p>GLASS DOOR KIT FOR ML144 HUTCH SILVER METAL TRIM</p> <p>MLGD-SI \$496</p> 

COMPONENT SELECTION GUIDE

<p>4-DRAWER LATERAL FILE W/LOCK</p> <p>ML184 35"W x 22"D \$2240</p> <p>ASSEMBLED UNIT</p> 	<p>2-DRAWER LATERAL FILE W/LOCK</p> <p>ML112 35"W x 22"D \$780</p> <p>ASSEMBLED UNIT</p> 	<p>COMBO LATERAL FILE W/LOCKS</p> <p>ML114 30"W x 22"D \$880</p> <p>ASSEMBLED UNIT</p> 	
<p>WARDROBE CABINET W/LOCK</p> <p>ML150 18"W x 24"D x 65"H \$820</p> <p>*REVERSIBLE DOOR-LEFT OR RIGHT HANDED</p> 	<p>STORAGE CABINET-36"H W/LOCK</p> <p>ML152 35"W x 22"D \$640</p> 	<p>4-DOOR CREDENZA W/LOCKS</p> <p>ML158 71"W x 24"D \$1120</p> 	
<p>STORAGE CABINET-29"H W/LOCK</p> <p>ML113 35"W x 22"D \$460</p> 	<p>STORAGE CABINET-65"H W/LOCK</p> <p>ML151 35"W x 22"D \$1060</p> 	<p>WALL MOUNTED 36"W STORAGE UNIT W/DOORS</p> <p>ML208 15"D x 17"H \$380</p> 	
<p>WARDROBE/FILE/STORAGE CABINET-65"H W/LOCKS</p> <p>ML207 24"W x 24"D \$1560</p> <p>ASSEMBLED UNIT</p> 	<p>BOOKCASE-71"H</p> <p>ML156 32"W x 14"D \$412</p> 	<p>BOOKCASE-47"H</p> <p>ML155 32"W x 14"D \$284</p> 	
<p>BOOKCASE-30"H</p> <p>ML154 32"W x 14"D \$220</p> 	<p>END TABLE-20"H</p> <p>ML220 24"W x 24"D \$260</p> 	<p>COFFEE TABLE -16"H</p> <p>ML219 49"W x 24"D \$380</p> 	
<p>ROUND TABLE X-BASE</p> <p>ML128 36" DIAMETER \$360 ML127 42" DIAMETER \$376 ML123 48" DIAMETER \$460</p> 	<p>MARQUIS COLLECTION</p> <p>MARQUISINTERNATIONALOF.COM</p>		
<p>TOP PANEL FOR ML166, ML175</p> <p>CONVERTS PEDESTALS TO FREE STANDING/DESK HEIGHT</p> <p>ML166T 16"W x 22"D \$68</p> 			<p>RACETRACK TABLE-72"L</p> <p>ML135 35"D \$516</p> 
<p>KNEESPACE CLEARANCE END PANEL KIT</p> <p>ML142 12"W x 28"H \$68</p> 			<p>RACETRACK TABLE-94"L</p> <p>ML136 43"D \$840</p> 
<p>GROMMETS</p> <p>MLGR-SI SILVER METAL \$32 OPTIONAL</p> <p>MLGR-BL BLACK PLASTIC \$12 REPLACEMENT</p> 			<p>RACETRACK TABLE-120"L</p> <p>ML137 47"D \$1280</p> <p>NOTE: 2 PIECE TOP</p> 
<p>LOCK KIT</p> <p>ML-PL \$24</p> 			<p>RACETRACK TABLE-144"L</p> <p>ML138 47"D \$1800</p> <p>NOTE: 2 PIECE TOP</p> 
<p>PLASTIC CENTER DRAWER</p> <p>CD1 21"W x 17"D x 2"H \$96</p> 	<p>OPTIONAL PULL HANDLES</p> <p>ML-SP \$20 ML-CP \$20 ML-DP \$20</p> 	<p>ARTICULATING KEYBOARD TRAY W/MOUSE PAD</p> <p>EZ002I 20"W x 11"D \$240</p> 	
<p>ALL PRODUCTS RTA=READY TO ASSEMBLE EXCEPT WHERE NOTED NOTE: ALL SIZES ARE NOMINAL</p>			

ELECTRIC HEIGHT-ADJUSTABLE BASES



ELECTRIC-HEIGHT ADJUSTABLE BASES FEATURE:

- LED Control Console allows you to easily raise and lower the table top. The Console comes complete with four programmable presets.
- The heavy-duty frame can be assembled in multiple widths to fit our 48" to 72" tops. Designed for 24", 30" and 36" deep tops. Height range is 23" to 48.5" without top.
- The dual-motor construction has a 330 pound capacity.
- Tops are not included. See page 59 for top selection and pricing.

Model: #MEB List: \$1,340 Frame Only In-Stock Colors: Silver, White and Black





- Beveled Edge mats.
- Limited lifetime "No Crack Mat" warranty. Customer must retain bar code label for warranty information.
- Standard duty for medium to low pile carpets.

45" x 53" with Lip
Model: #4553-REL
List: \$160

46" x 60" with Lip
Model: #4860-REL
List: \$240

46" x 60" Rectangular
Model: #4860-RER
List: \$256



STEEL STORAGE CABINETS

- All welded steel storage cabinets 36"W x 18"D x 72" H.
- Three adjustable shelves. Weight capacity is 150 lbs. per shelf evenly distributed.
- Center shelf is welded in place.
- Two die-cast locking handles provide single point locking on center fixed shelf.
- Cabinets have plastic glides on bottom of cabinet.

MODEL #593 GREY
MODEL #793 PUTTY
MODEL #993 BLACK
List: \$760

EVERLIFE® ANCHORBAR® CHAIR MATS



PERSONNEL METAL LOCKERS

the marquis LOCKER COLLECTION

The Marquis Locker Collection provides various sizes for your office, factory or warehouse personnel to store personal items.

Please call for information and pricing.

CONTEMPORARY STEEL

the marquis SEATING COLLECTION

The Marquis Seating Collection combines style, comfort and durability. With the array of fabrics and vinyls from which to choose, designing your seating requirements will be both easy and affordable.



(A)

(A) Executive High-Back Chair with Padded Chrome Plated Arms and Chrome Base

Features: 1 4 5 8 9

Seat Size: 20 1/2" W x 19 1/2" D

Back Height: 27 1/2" H

Overall Size: 27" W x 32 1/2" D x 45 1/2 - 49" H

In-Stock Color: Black CaressoftPlus™ Vinyl

Model: #MS3265

List: \$500



(B)

(B) Mid-Back Managers Chair with Padded Chrome Plated Arms and Chrome Base

Features: 1 4 5 8 9

Seat Size: 20 1/2" W x 19 1/2" D

Back Height: 21 1/2" H

Overall Size: 27" W x 30" D x 41 1/2 - 45" H

In-Stock Color: Black CaressoftPlus™ Vinyl

Model: #MS3245

List: \$480

See Page 75 for seating features guide.

easy
ASSEMBLY



(C)

(C) High-Back Executive Chair with Upholstered Arms

Features: 1 4 5 8 9

Seat Size: 20 1/2" W x 20" D

Back Height: 27 1/2" H

Overall Size: 27" W x 32 1/2" D x 43 1/2 - 47" H

In-Stock Color: Black CaressoftPlus™ Vinyl

Model: #MS7001

List: \$345



(D)

(D) Mid-Back Managers Chair with Upholstered Arms

Features: 1 4 5 8 9

Seat Size: 20 1/2" W x 20" D

Back Height: 20" H

Overall Size: 27" W x 31" D x 40 - 43 1/2" H

In-Stock Color: Black CaressoftPlus™ Vinyl

Model: #MS7002

List: \$330

CONTEMPORARY STEEL



(A)

(A) High-Back Managerial Chair with Adjustable Padded Arms, Multi-Function Control, Built-In Lumbar Support and Chrome Base

Features: **1 4 8 14**
 Seat Size: 20 1/2" W x 19 1/2" D
 Back Height: 20" H
 Overall Size: 27" W x 22 1/2" D x 37- 40" H

In-Stock Color: Mesh Black Back with Black Fabric Seat
 Model: #MS8905 — Chrome Base
 List: \$395



(B)

(B) High-Back Executive All Mesh Chair with Aluminum Base and Adjustable Padded Arms. Synchro-mechanism

Features: **1 4 8 11 14**
 Seat Size: 21" W x 20" D
 Back Height: 24" H
 Overall Size: 25 1/2" W x 23 1/2" D x 38 - 42" H

In-Stock Color: All Black Special Mesh
 Model: #MS4000
 List: \$470

See Page 75 for seating features guide.

easy
ASSEMBLY



(C)

(C) High-Back Executive Chair with Removable Arm Covers. Knee-Tilt Control and Chrome Frame and Base

Features: **1 4 6 8 9**
 Seat Size: 20" W x 18" D
 Back Height: 24 1/2" H
 Overall Size: 21 1/2" W x 25" D x 43 - 46" H

In-Stock Color: White or Black Poly-Ultra Vinyl
 Model: #MS5001
 List: \$435



(D)

(D) Mid-Back Managers Chair with Removable Arm Covers. Knee-Tilt Control and Chrome Frame and Base

Features: **1 4 6 8 9**
 Seat Size: 20" W x 18" D
 Back Height: 18" H
 Overall Size: 21 1/2" W x 24 1/2" D x 35 - 37 1/2" H

In-Stock Color: White or Black Poly-Ultra Vinyl
 Model: #MS5002
 List: \$400

CONTEMPORARY STEEL



(A)

(A) Mid-Back Managerial Chair with Adjustable Padded Arms, Multi-Function Control, Ratchet Back Height Adjustment
 Features: 1 2 4 8 9 13
 Seat Size: 20" W x 19 1/2" D
 Back Height: 20 1/2" H
 Overall Size: 27" W x 27" D x 38 1/2" - 45" H
 In-Stock Color: Black CaressoftPlus™ Vinyl
 Model: #MS716
 List: \$450



(B)

(B) Mid-Back Managers Chair with Molded Polyurethane Black Arms and Polished Aluminum Base, Knee-Tilt Control
 Features: 1 4 6 8 9
 Seat Size: 20" W x 20" D
 Back Height: 20 1/2" H
 Overall Size: 27" W x 28" D x 38" - 41" H
 In-Stock Color: Black CaressoftPlus™ Vinyl
 Model: #MS7717
 List: \$475



See Page 75 for seating features guide.



(C)

(C) Executive High-Back Chair with Molded Polyurethane Black Arms and Polished Aluminum Base, Knee-Tilt Control
 Features: 1 4 6 8 9
 Seat Size: 20" W x 19 1/2" D
 Back Height: 27 1/2" H
 Overall Size: 27" W x 29 1/2" D x 45" - 48" H
 In-Stock Color: Black CaressoftPlus™ Vinyl
 Model: #MS7712
 List: \$510



(D)

(D) High-Back Managerial Chair with Adjustable Padded Arms, Multi-Function Control, Ratchet Back Height Adjustment
 Features: 1 2 4 8 9 13
 Seat Size: 20" W x 19" D
 Back Height: 27 1/2" H
 Overall Size: 27" W x 27" D x 46" - 52" H
 In-Stock Color: Black CaressoftPlus™ Vinyl
 Model: #MS710
 List: \$470

CONTEMPORARY STEEL



BLACK MESH

(A)

(A) Mid-Back Managerial Chair with Adjustable Padded Arms, Synchronized-Tilting Control, Adjustable Lumbar Support and Black Mesh Back

Features: 1 4 8 11 14

Seat Size: 20 3/4" W x 18" D

Back Height: 22" H

Overall Size: 26" W x 24" D x 38"- 42" H

In-Stock Color: Black Mesh Back with Black Fabric Seat

Model: #MS6010

List: \$435



GREY/BLACK MESH

(B)

(B) Mid-Back Managerial Chair with 3D Adjustable Padded Arms, Synchronized-Tilting Control, Adjustable Lumbar Support, Light Gray Frame, Aluminum Polished Base and Gray/Black Mesh Back

Features: 1 4 8 11 14

Seat Size: 19 3/4" W x 18" D

Back Height: 22"

Overall Size: 26" W x 24" D x 38" - 42" H

In-Stock Color: Gray/Black Mesh Back with Black Fabric Seat

Model: #MS6000

List: \$570

See page 75 for seating features guide.



(C)

(C) Mid-Back All Mesh Managerial Chair with Adjustable Padded Arms, Synchronized-Tilting Control, Adjustable Lumbar Support and Aluminum Polished Base

Features: 1 4 8 11 14

Seat Size: 20 3/4" W x 20" D

Back Height: 22" H

Overall Size: 27" W x 25" D x 40"- 44" H

In-Stock Color: Black Mesh with Black Frame


Model: #MS6015

List: \$550

NOTE: Gray chair shown with optional headrest.



(E)



GRAY MESH

(D)

(D) In-Stock Color: Grey Mesh with Black Frame

Model: #MS6020

List: \$550

NOTE: (D) shown with optional headrest

(E) Optional Headrest for MS6000
Model: #MS6000-HR List: \$60

(E) Optional Headrest for MS6010
Model: #MS6010-HR List: \$55

(E) Optional Headrest for MS6015
Model: #MS6015-HR List: \$55

(E) Optional Headrest for MS6020
Model: #MS6020-HR List: \$55

CONTEMPORARY STEEL



(A)

(A) High-Back Executive Chair with Upholstered Arms and Pewter Color Arm Frames and Base

Features: 1 4 5 8 9

Seat Size: 21" W x 20" D

Back Height: 28" H

Overall Size: 27" W x 31 1/2" D x 43 1/2 - 46 1/2" H

In-Stock Color: Black CaressoftPlus™ Vinyl

Model: #MS9331

List: \$450



(B)

(B) High-Back Executive Chair with Upholstered Arm Pads and Chrome Color Frame and Base

Features: 1 4 5 8 9

Seat Size: 20" W x 20" D

Back Height: 26" H

Overall Size: 27" W x 32" D x 41 1/2 - 44 1/2" H

In-Stock Color: Black or Brown Leather Plus

Model: #MS8771

List: \$435



See Page 75 for seating features guide.



(C)

(C) Executive High-Back Chair with Plastic Arms

Features: 1 4 5 8 9

Seat Size: 20" W x 20" D

Back Height: 26" H

Overall Size: 27" W x 27" D x 42 - 46" H

In-Stock Color: Black CaressoftPlus™ Vinyl

Model: #MS1001V

List: \$275



(D)

(D) Mid-Back Managers Chair with Plastic Arms

Features: 1 4 5 8 9

Seat Size: 19 1/2" W x 19" D

Back Height: 21" H

Overall Size: 25" W x 25 1/2" D x 37 - 41" H

In-Stock Color: Black Fabric

Model: #MS3002

List: \$235

CONTEMPORARY STEEL



(A)

(A) Managerial Chair with Adjustable Padded Arms, Knee-Tilt Control and Adjustable Lumbar Support

Features: 1 4 6 8 9 11

Seat Size: 20 1/2" W x 19 1/2" D

Back Height: 20" H

Overall Size: 27" W x 26" D x

36 1/2 - 39 1/2" H

In-Stock Colors: Mesh Black Back with Black Fabric Seat/ Mesh Black Back with Poly-Ultra Vinyl Seat and Mesh Gray Back with Gray Fabric Seat

Model: #MS8901 – Fabric Seat

#MS8902 – Vinyl Seat

List: \$370



(A)

NOTE: Gray Color Not Stocked in Vinyl Seat

See Page 75 for seating features guide.



(B)

(B) High-Back Executive Chair with Upholstered Arm Pads

Features: 1 4 5 8 9

Seat Size: 21 1/2" W x 22" D

Back Height: 24" H

Overall Size: 28" W x 30" D x

43 - 46" H

In-Stock Colors: Black or Gray Poly-Ultra Vinyl

Model: #MS5603

List: \$430

(C) Multi-Function Task Chair with Spring Seat, Adjustable Padded Arms, Built-in Lumbar Support and 3-Paddle Control

Features: 1 2 4 8 9 13

Seat Size: 21" W x 18 1/2" D

Back Height: 18" H

Overall Size: 27" W x 27" D x

35 1/2 - 42" H

In-Stock Color: Black Fabric

Model: #MS3005

List: \$400



(C)

CONTEMPORARY STEEL



(A)

(A) Managerial Chair with Plastic Arms, and Built-In Lumbar Support

Features: 1 4 5 8 9

Seat Size: 20" W x 18" D

Back Height: 19" H

Overall Size: 23 1/4" W x 23" D x 36 1/2 - 40 1/2" H

In-Stock Color: Mesh Black Back with Black Fabric Seat

Model: #MS2022-BLK

List: \$245



(B)

(B) Managerial Chair with Plastic arms, Built-In Lumbar Support, Light Gray Frame and Gray/Black Casters

Features: 1 4 5 8 9

Seat Size: 20" W x 18" D

Back Height: 19" H

Overall Size: 23 1/4" W x 23" D x 36 1/2 - 40 1/2" H

In-Stock Color: Mesh Gray Back with Gray Fabric Seat

Model: #MS2022-GRY

List: \$260



See Page 75 for seating features guide.



(C)

(C) High-Back Executive Chair with Upholstered Arms and Knee-Tilt Control

Features: 1 4 6 8 9

Seat Size: 21 1/2" W x 19 1/2" D

Back Height: 28 1/2" H

Overall Size: 26" W x 27" D x 45 - 48" H

In-Stock Color: Black Poly-Ultra Vinyl

Model: #MS9656

List: \$380



(D)

(D) Mid-Back Managers Chair with Polyurethane Arms, and Built-In Lumbar Support

Features: 1 4 5 8 9

Seat Size: 20" W x 18 1/2" D

Back Height: 20 1/2" H

Overall Size: 27" W x 27" D x 38 - 41 1/2" H

In-Stock Color: Black CaressoftPlus™ Vinyl

Model: #MS686

List: \$320

CONTEMPORARY STEEL



(A)

(A) Mid-Back Mesh-Back Task Chair with Adjustable Arms

Features: 1 4 5 8 9
 Seat Size: 19 1/2" W x 18 1/2" D
 Back Height: 21" H
 Overall Size: 28" W x 25" D x 38 1/2 - 42" H
 In-Stock Color: Mesh Black Back with Black Fabric Seat
 Model: #MS6508
 List: \$300



(B)

(B) Mid-Back Mesh Managers Chair with Loop Arms and Pewter Finish

Features: 1 4 5 8 9
 Seat Size: 19" W x 18 1/4" D
 Back Height: 21" H
 Overall Size: 25" W x 25" D x 37 1/2 - 40 1/4" H
 In-Stock Color: Black Mesh Back with Black Leather Plus Seat
 Model: #MS6406
 List: \$250

See Page 75 for seating features guide.



(C)

(C) Mid-Back Managers Chair with Polyurethane Arms

Features: 1 4 5 8 9
 Seat Size: 20" W x 20" D
 Back Height: 20 1/2" H
 Overall Size: 27" W x 28" D x 38 - 41" H
 In-Stock Color: Black CaressoftPlus™ Vinyl
 Model: #MS7716
 List: \$375



(D)

(D) Mid-Back Mesh Managers Chair with Fixed "T" Arms

Features: 1 4 5 8 9
 Seat Size: 19" W x 17 1/2" D
 Back Height: 17 1/2" H
 Overall Size: 25" W x 26 1/2" D x 36 1/2 - 40" H
 In-Stock Color: Mesh Back with Black Fabric Seat
 Model: #MS6106
 List: \$190

CONTEMPORARY STEEL



(A)

(A) High-Back Executive Chair with Upholstered Arm Pads and Chrome Metal Finish
 Features: 1 4 5 8 9
 Seat Size: 20" W x 21 1/2" D
 Back Height: 24 1/2" H
 Overall Size: 27" W x 28" D x 43 - 47" H
 In-Stock Color: Black CaressoftPlus™ Vinyl
 Model: #MS9471
 List: \$500



(B)

(B) Mid-Back Executive Chair with Upholstered Arm Pads and Chrome Metal Finish
 Features: 1 4 5 8 9
 Seat Size: 19" W x 20" D
 Back Height: 18 1/2" H
 Overall Size: 27" W x 27" D x 37 - 41" H
 In-Stock Color: Black CaressoftPlus™ Vinyl
 Model: #MS9472
 List: \$480



See Page 75 for seating features guide.



(C)

(C) High-Back Executive Chair with Upholstered Arm Pads, Knee-Tilt Control and Pewter Colored Frame
 Features: 1 4 6 8 9
 Seat Size: 20" W x 19 1/2" D
 Back Height: 26 1/2" H
 Overall Size: 26" W x 27" D x 44 - 47" H
 In-Stock Color: Black Poly-Ultra Vinyl
 Model: #MS9621
 List: \$380



(D)

(D) Mid-Back Managers Chair with Upholstered Arm Pads and Pewter Colored Frame
 Features: 1 4 5 8 9
 Seat Size: 19 1/2" W x 19 1/2" D
 Back Height: 23" H
 Overall Size: 25 1/2" W x 27" D x 39 - 42" H
 In-Stock Color: Black Poly-Ultra Vinyl
 Model: #MS9622
 List: \$330

CONTEMPORARY STEEL



(A)

(A) Mid-Back Managers Chair with Upholstered Arm Pads
 Features: 1 4 5 8 9
 Seat Size: 20 1/2" W x 20" D
 Back Height: 24" H
 Overall Size: 25" W x 26 1/2" D x 37 1/2 - 41" H
 In-Stock Color: Black Poly-Ultra Vinyl
 Model: #MS9612
 List: \$250



(B)

(B) Multi-Function Task Chair with Adjustable Arms, Built-in Lumbar Support and 3-Paddle Control
 Features: 1 2 4 8 9 13
 Seat Size: 19 1/2" W x 18 1/2" D
 Back Height: 20" H
 Overall Size: 26 1/2" W x 25" D x 37 - 40 1/2" H
 In-Stock Color: Mesh Black Back with Black Fabric Seat / Mesh Black Back with Poly-Ultra Vinyl Seat
 Model: #MS4700 - Fabric Seat
 #MS4701 - Vinyl Seat
 List: \$370

See Page 75 for seating features guide.



(C)

(C) High-Back Executive Chair with Upholstered Arm Pads and Chrome Base
 Features: 1 4 5 8 9
 Seat Size: 20 1/2" W x 20" D
 Back Height: 26" H
 Overall Size: 27" W x 29" D x 41 - 44" H
 In-Stock Color: Black CaressoftPlus™ Vinyl
 Model: #MS1010
 List: \$340



(D)

(D) High-Back Executive Chair with Upholstered Flip Up Arm Pads
 Features: 1 4 5 8 9
 Seat Size: 21 1/2" W x 21" D
 Back Height: 26 1/2" H
 Overall Size: 28 1/2" W x 29 1/2" D x 45 - 48 1/2" H
 In-Stock Color: Black Poly-Ultra Vinyl
 Model: #MS4900
 List: \$435

CONTEMPORARY STEEL



(A)

(A) Mid-Back Managerial Chair with Seat Slider, Adjustable Padded Arms, Synchronized Tilting Control, Adjustable Lumbar Support and Mesh Back

Features: **1 4 8 11 12 14**

Seat Size: 19 1/2" W x 20" D

Back Height: 20 1/2" H

Overall Size: 23" W x 23 D x
37 1/2 - 41 1/2" H

In-Stock Color: Black Mesh Back and Black
Fabric Seat and Black Frame

Model: #MS6030-BLK

List: \$360



(B)

(B) Mid-Back Managerial Chair with Seat Slider, Adjustable Padded Arms, Synchronized Tilting Control, Adjustable Lumbar Support and Mesh Back

Features: **1 4 8 11 12 14**

Seat Size: 19 1/2" W x 20" D

Back Height: 20 1/2" H

Overall Size: 23" W x 23 D x
37 1/2 - 41 1/2" H

In-Stock Color: Gray Mesh Back and Gray
Fabric Seat and Gray Frame

Model: #MS6030-GRY

List: \$395

easy
ASSEMBLY

See Page 75 for seating features guide.



(C)

(C) Mid-Back Manager's Chair with Padded Chrome Plated Arms and Chrome Base

Features: **1 4 5 8 9**

Seat Size: 19 3/4" W x 19" D

Back Height: 22 1/2" H

Overall Size: 23 1/2" W x 22 1/2 D x
40 - 43" H

In-Stock Color: Black or Gray CaressoftPlus™ Vinyl

Model: #MS6960

List: \$330



(C)

CONTEMPORARY STEEL



(A) Managerial Chair with Padded Swing Back Pivoting Arms, with Built-In Lumbar Support
 Features: 1 4 8 9
 Seat Size: 20 3/4" W x 20" D
 Back Height: 23" H
 Overall Size: 23 1/2" W x 26" D x 32 1/2" - 35 3/4" H
 In-Stock Color: Mesh Black Back with Black Fabric or Poly-Ultra Vinyl Seat
 Model: #MS8920 - Fabric Seat
 Model: #MS8921V - Vinyl Seat
 List: \$250



(B) Mid-Back Manager's Chair with Flip-Up Fabric Arm Pads and Built-In Lumbar Support
 Features: 1 4 5 8 9
 Seat Size: 19 1/2" W x 19" D
 Back Height: 18" H
 Overall Size: 26" W x 25" D x 35 1/2" - 39" H
 In-Stock Color: Mesh Black Back with Black Fabric Seat
 Model: #MS2030
 List: \$210

See page 75 for seating features guide.



(C) Mid-Back Mesh Manager's Chair with Adjustable Padded Arm Pads and Built-In Lumbar Support
 Features: 1 4 5 8 9
 Seat Size: 19" W x 18" D
 Back Height: 20 1/2" H
 Overall Size: 26" W x 26" D x 37" - 40 1/2" H
 In-Stock Color: Mesh Black Back with Black Fabric Seat
 Model: #MS2025
 List: \$240



(D) Task Chair with Adjustable Back Depth, Up and Down Mechanism, Swivel Only
 Features: 1 3 4
 Seat Size: 17 1/2" W x 16 1/2" D
 Back Height: 17 1/2" H
 Overall Size: 19 1/2" W x 25" D x 35" - 40" H
 In-Stock Color: Black Fabric or Black Vinyl
 Model: #MS315
 List: \$175
 Optional Adjustable Arms for MS315
 Model: #MS315-Arms
 List: \$75
 MS315 is 25" W with Arms

BIG & TALL SEATING



(A)

Note: 350lb Weight Capacity

(A) High-Back Executive Chair, Heavy Duty with Reinforced Lumbar, Double Plush Cushions and Padded Arms

Features: 1 4 5 8 9
 Seat Size: 22 1/2" W x 18 1/2" D
 Back Height: 26 1/2" H
 Overall Size: 33 1/2" W x 31" D x 43 - 45 1/2" H

In-Stock Color: Black CaressoftPlus™ Vinyl
 Model: #MS991
 List: \$600



(B)

Note: 350lb Weight Capacity

(B) Mid-Back Task Chair, Heavy Duty with Built-In Lumbar Support and Adjustable Padded Arms

Features: 1 4 5 8 9
 Seat Size: 22 1/2" W x 20 1/2" D
 Back Height: 25" H
 Overall Size: 29" W x 30" D x 40 - 43" H

In-Stock Color: Black Fabric
 Model: #MS996
 List: \$510

See Page 75 for seating features guide.

easy
ASSEMBLY



(C)

Note: 350lb Weight Capacity

(C) High-Back Executive Chair, Heavy Duty with Upholstered Arms

Features: 1 4 5 8 9
 Seat Size: 22 1/2" W x 22 1/2" D
 Back Height: 24" H
 Overall Size: 29" W x 24" D x 32 1/2" H x 43 1/2 - 48" H

In-Stock Color: Black Poly Ultra Vinyl
 Model: #MS995
 List: \$570



(D)

Note: 350lb Weight Capacity

(D) Side Chair, Heavy Duty with Sled Base and Arm Pads

Seat Size: 20 1/2" W x 20" D
 Back Height: 20" H
 Overall Size: 23" W x 24" D x 34" H
 In-Stock Color: Black CaressoftPlus™ Vinyl
 Model: #MS709
 List: \$330



(A)

(A)

MS4005 FOLDED

(A) Nesting Chair
with Plastic Capped Arms and Casters
Seat Size: 18" W x 17 1/2" D
Back Height: 17" H
Overall Size: 25" W x 22" D x 33 1/2" H
In-Stock Color: Black Nylon Mesh Back
with Black Fabric Seat
Model: #MS4005
List: \$220
NOTE: Sold in cartons of 4 only.



(B)

(B) Nesting Chair with Plastic Arms and Casters
Seat Size: 19" W x 19 1/4" D
Back Height: 16" H
Overall Size: 22 1/2" W x 2 1/2 3" D x
33 1/2" H
In-Stock Color: Black Nylon Mesh Back with
Black Fabric Seat
Model: #MS8915
List: \$250
NOTE: Sold in cartons of 2 only.
Colors shown to show nesting
only. Only stocked in black.



(B)

easy
ASSEMBLY

See page 75 for seating features guide.



(C)

(C) Guest Side Chair
with Plastic Arms and Casters
Seat Size: 18 1/2" W x 19 1/2" D
Back Height: 16 1/2" H
Overall Size: 24" W x 22" D x 32 1/2" H
In-Stock Color: Black Nylon Mesh Back with
Black Fabric Seat
Model: #MS4010
List: \$165
NOTE: Sold in cartons of 4 only.

(D) Guest Side Chair with Plastic Arms
Seat Size: 18 1/2" W x 19 1/2" D
Back Height: 16 1/2" H
Overall Size: 24" W x 22" D x 32 1/2" H
In-Stock Color: Black Nylon Mesh Back
with Black Fabric Seat
Model: #MS4020
List: \$150
NOTE: Sold in cartons of 4 only.



(D)

SPECIALTY / GUEST SEATING



(A)

(A) Captain's Chair with Casters
 Seat Size: 22" W x 21" D
 Back Height: 15" H
 Overall Size: 24" W x 26" D x 31" H
 In-Stock Color: Black or Burgundy Vinyl with Mahogany Frame
 Model: #MS6503
 List: \$280



(B)

(B) Captain's Chair
 Seat Size: 22" W x 21" D
 Back Height: 15" H
 Overall Size: 24" W x 26" D x 31" H
 In-Stock Color: Black or Burgundy Vinyl with Mahogany Frame
 Model: #MS6502
 List: \$265



See Page 75 for seating features guide.



(C)

(C) Drafting Stool with Arms and Adjustable Back Depth. 20" Diameter Chrome Foot Ring. Up and Down Mechanism. Swivel Only.
 Features: 1 3 4
 Seat Size: 17 1/2" W x 16 1/2" D
 Back Height: 17 1/2" H
 Overall Size: 25" W x 25" D x 44 1/2" - 49 1/2" H
 In Stock Color: Black Fabric or Black Vinyl
 Model: #MS316
 List: \$320



(D)

(D) Drafting Stool with Adjustable Padded Arms, Built-In Lumbar Support and Chrome Foot Ring. Up and Down Mechanism. Swivel Only.
 Features: 1 4
 Seat Size: 20 1/2" W x 19" D
 Back Height: 20" H
 Overall Size: 24 1/2" W x 23" D x 38" - 41" H
 In-Stock Color: Black Mesh Back with Black Fabric Seat or Black Vinyl Seat
 Model: #MS8910 (FABRIC)
 #MS8911 (VINYL)
 List: \$410

SPECIALTY / GUEST SEATING



(A) Leisure Club Chair with Active Tablet Arm, Cup Holder, Tablet Holder, Storage and Casters. Right Hand Only.
 Seat Size: 23" W x 20 1/2" D
 Back Height: 18" H
 Overall Size: 29 1/2" W x 26 1/2" D x 35 1/2" H
 In-Stock Color: Stocked in Poly Ultra Vinyl.
 SEE BELOW.
 Model: #MS1709
 List: \$840

(B) Leisure Footstool on Casters
 Size: 19" Diameter
 Height: 18" H
 Model: #MS1710
 List: \$230

IN-STOCK COLORS



See page 75 for seating features guide.



(A) Sofa
 Seat Size: 69" W x 21 1/2" D
 Back Height: 16" H
 Overall Size: 80" W x 31" D x 33" H
 In-Stock Color: Black CaressoftPlus™ Vinyl
 Model: #MSR103V
 List: \$1,550



(B) Love Seat
 Seat Size: 46" W x 21 1/2" D
 Back Height: 16" H
 Overall Size: 57" W x 31" D x 33" H
 In-Stock Color: Black CaressoftPlus™ Vinyl
 Model: #MSR102V
 List: \$1,135



(C) Club Chair
 Seat Size: 23" W x 21 1/2" D
 Back Height: 16" H
 Overall Size: 34" W x 31" D x 33" H
 In-Stock Color: Black CaressoftPlus™ Vinyl
 Model: #MSR101V
 List: \$750

NOTE: These items are assembled except for the four feet.

SPECIALTY / GUEST SEATING



(A)

(A) Cantilever Sled Base Side Chair with Fixed Plastic Arms and Built-In Lumbar Support
 Seat Size: 20" W x 18" D
 Back Height: 19" H
 Overall Size: 23 1/4" W x 23" D
 In-Stock Color: Mesh Black Back with Black Fabric Seat
 Model: #MS2023
 List: \$230



(B)

(B) Cantilever Sled Base Side Chair with Adjustable Padded Arms and Adjustable Lumbar Support
 Features: **11**
 Seat Size: 20 1/2" W x 19 1/2" D
 Back Height: 20" H
 Overall Size: 27" W x 26" D x 36 1/2" H
 In-Stock Color: Mesh Black Back with Black Fabric Seat
 Model: #MS8903
 List: \$280

easy
ASSEMBLY

See Page 75 for seating features guide.



(C)

(C) Wood Guest Chair with Upholstered Seat and Back. Internal Webbing in Seat for Comfort
 Seat Size: 19 1/2" W x 19 1/2" D
 Back Height: 15 1/2" H
 Overall Size: 22" W x 23" D x 34" H
 In-Stock Color: Black Fabric with Cherry or Mahogany Frame
 Model: #MSW116
 List: \$270



(D)

(D) Cantilever Sled Base Side Chair with Upholstered Arm Pads
 Seat Size: 20" W x 20" D
 Back Height: 23" H
 Overall Size: 25" W x 26" D x 39 1/2" H
 In-Stock Color: Black Poly-Ultra Vinyl
 Model: #MS9613
 List: \$245

GUEST SEATING



(A)

(A) Cantilever Sled Base Side Chair with Removable Arm Covers
 Seat Size: 20" W x 18" D
 Back Height: 18 1/2" H
 Overall Size: 22" W x 24" D x 35 1/2" H
 In-Stock Colors: White or Black Poly-Ultra Vinyl
 Model: #MS5003
 List: \$385



(B)

(B) Polypropylene Stack Chair with Chrome Frame (assembled)
 Seat Size: 18 1/2" W x 18" D
 Back Height: 16" H
 Overall Size: 18 1/2" W x 18" D x 32 1/2" H
 In-Stock Color: Black Polypropylene
 Model: #MS1400
 List: \$115

See Page 75 for seating features guide.

easy
ASSEMBLY



(C)

(C) Stack Chair with Plastic Arms.
 Stackable up to 4 High
 Seat Size: 18" W x 18" D
 Back Height: 14" H
 Overall Size: 23 1/2" W x 23" D x 32" H
 In-Stock Color: Black CaressoftPlus™ Vinyl
 Model: #MS3015V
 List: \$115



(D)

(D) Mesh Back Stack Chair with Plastic Arms.
 Stackable up to 4 High
 Seat Size: 18" W x 18" D
 Back Height: 16" H
 Overall Size: 24" W x 24" D x 23" H
 In-Stock Color: Black Mesh Back with Black Fabric Seat
 Model: #MS1029
 List: \$125

GUEST SEATING



(A)

(A) Side Chair with Sled Base and No Arms
Seat Size: 20 1/2" W x 20" D
Back Height: 13" H
Overall Size: 23" W x 24" D x 34" H
In-Stock Colors: Black CaressoftPlus™ Vinyl
Model: #MS1005V
List: \$175



(B)

(B) Legged Guest Chair with Padded Arm Pads
Seat Size: 20" W x 17" D
Back Height: 17 3/4" H
Overall Size: 23 1/2" W x 24" D x 34 1/2" H
In-Stock Color: Black CaressoftPlus™ Vinyl
Model: #MS7509
List: \$250



See Page 75 for seating features guide.



(C)

(C) Side Chair with Sled Base and Metal Arms
Seat Size: 20" W x 20" D
Back Height: 17 1/2" H
Overall Size: 23" W x 24 1/2" D x 34 1/2" H
In-Stock Color: Black CaressoftPlus™ Vinyl
Model: #MS1006V
List: \$185



(D)

(D) Side Chair with Sled Base and Arm Pads
Seat Size: 20" W x 20" D
Back Height: 17 1/2" H
Overall Size: 23" W x 25" D x 33 1/2" H
In-Stock Color: Black CaressoftPlus™ Vinyl
Model: #MS1006VUA
List: \$190

OfficeSource®

DESIGN YOUR OWN WITH OfficeSource™



Variant Collection
by OfficeSource™

★ NEW!

LEG STYLE OPTIONS!

Variant Collection by OfficeSource™ boasts sleek, stylish components that promote diversity, simplicity and functional modularity. All leg options come standard with adjustable glides.

Coordinates well with OS Laminate Collection by OfficeSource™ storage units, mounted hutches, privacy panels, upholstered seat cushions, surface mount electrics and cable management trays.

These features create working environments that are alive and inspirational in many kinds of offices. From classic offices to open concept layouts, the endless possibilities of the Variant Collection will surely enhance creativity and productivity in the workplace.

WORKSURFACES - 3 SHAPES, 18 SIZES & 8 FINISHES



Gold Stars Indicate Product New for 2018.

BASES - 3 METAL BASE OPTIONS



UNITE STYLE LEG BASE

Stocked In: Silver & NEW! White ★

UNITE STYLE LEG BASES... TWO HEIGHTS - 28½ & 41" H



ARC STYLE LEG BASE

Stocked In: White

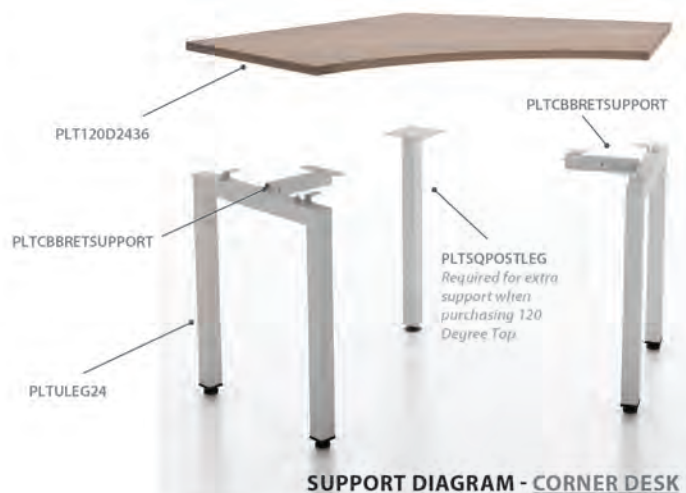
HEIGHT - 28½




OBLIQUE STYLE LEG BASE ★

Stocked In: Silver & White

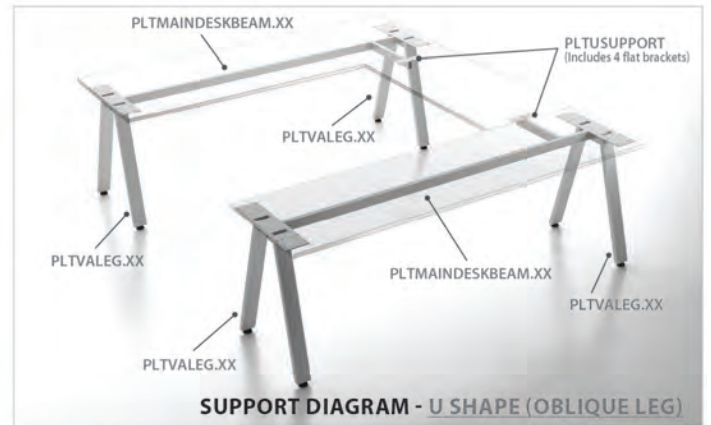
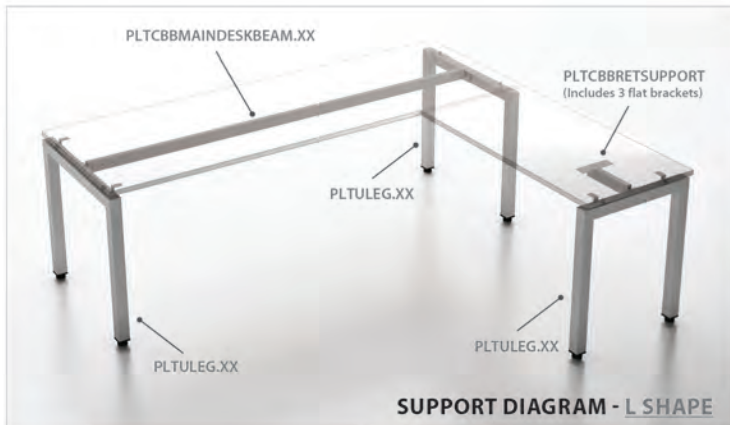
HEIGHT - 28½



SUPPORT DIAGRAM - CORNER DESK

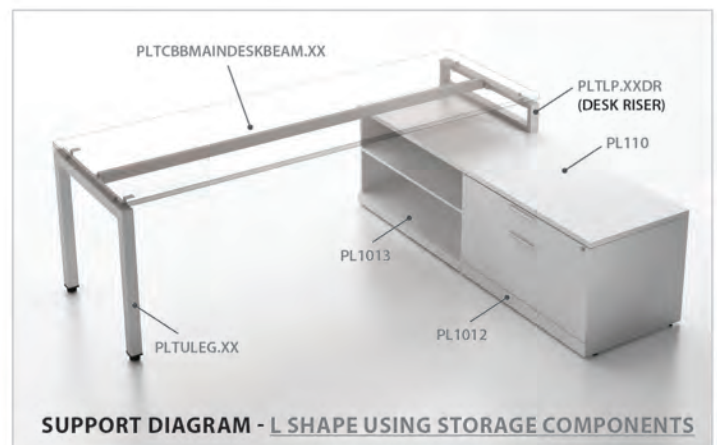


SUPPORT DIAGRAM - SINGLE DESK (OBLIQUE LEG)



DESK RISER ALLOWS THE USE OF MODULAR STORAGE UNITS TO SUPPORT THE WORKSURFACE.

Lateral Files, Bookcases and Metal Benching Cabinets can all be used to support tops using the Desk Riser.



Variant Collection by OfficeSource™ **HOW TO ORDER**

This selection guide is designed to walk you through the steps of specifying your workspace and inspire ideas for how Variant Collection by OfficeSource™ can meet your specific needs. Worksurfaces available in 3 shapes and 8 laminate finishes.



FIRST - SELECT A WORKSURFACE & SUPPORTS

SELECT WORKSURFACE (Top) Shape & Finish

1. Rectangular Desk Top, Return Top, Porkchop Top, 120 Degree Top
2. Size of Each Top
3. **Finishes In Stock:** Cherry, Mahogany, Honey, Maple, Espresso, Modern Walnut, Coastal Gray & White*



DESK OR RETURN TOP



PORKCHOP TOP



120 DEGREE TOP



SELECT SUPPORTS & HARDWARE

1. Select correct Main Desk Beam depending on use of either the Unite, Arc or **NEW!** Oblique Leg.
 - (A) - Main beams are ordered by using the coordinating beam length to top size such as 66" top with require a 66" main beam
2. All tops using either (2) Legs or (1) Leg and (1) Unite Desk Riser will require (1) Main Beam
3. When using a Return, a Return Beam is needed for Top sizes 60", 66" & 72"
 - (A) - Use a PLTRETSSUPPORT for smaller tops 36", 42" & 48"
 - (B) - Configurations using a Bridge require (1) PLTUSUPPORT
 - (C) - When using porkchop top with return, the return beam must be 12" longer than the return top due to the extended corner.



Please Note: Some configurations may require a stiffener bar (PLT60MS or PLT72MS), for additional support. Please consult our design department with any questions.



SECOND - SELECT A LEG TYPE

SELECT LEG TYPE

1. 3 Leg Bases To Choose From – (Unite, Arc & **NEW!** Oblique Leg)
2. Freestanding tables require 2 legs
3. Configurations using low cabinets require (1) leg and (1) Desk Riser
4. "Shared" or "Benching" configurations will require less legs

Please Note: Desk Riser required when using modular storage for support.



Variant Collection by OfficeSource™ **HOW TO ORDER**

SEVERAL OPTIONS - Variant Collection by OfficeSource™ offers mounted hutches, privacy panels, upholstered seat cushions, surface mount electrics and a cable management tray. From classic offices to open concept layouts, the endless possibilities surely enhance creativity and productivity in the workplace.

THIRD - ADDITIONAL STORAGE & ACCESSORIES



THIRD - ADDITIONAL STORAGE & ACCESSORIES

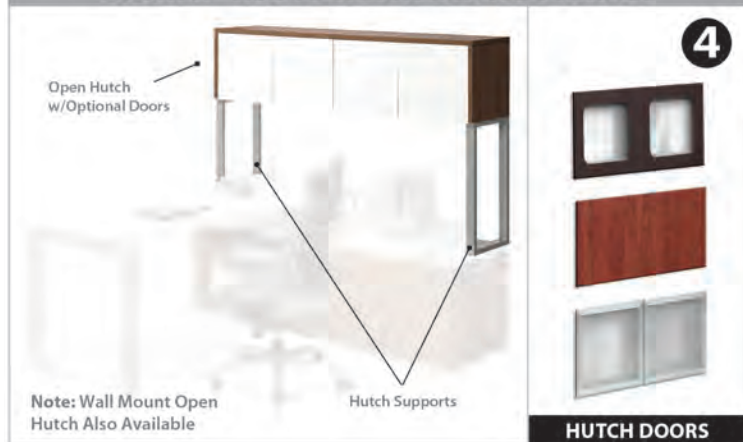
CONSIDER STORAGE OPTIONS & ACCESSORIES

- Below Surface/Tower Options
 - Low Cabinets
 - Cushion can be added
 - Pedestals
 - Metal
 - Laminate
 - Towers
 - PL207
 - PL166/1052/1053
 - PL175/1052/1053
 - Desktop Mounted Power Table Top
 - OSF6000SI
 - Under Surface Mount
 - OSF5000BLK
 - Wire Management
 - Collaboration Bench Seating
 - Cylinder, Cube, Quad, Pentagon Shapes
- Bench Seating Upholsteries In Stock:** Black (PER-F58), Kashmir Green (PER-BY1306), Taupe (PER-BY13013), Black Leather (PER-BL01)

Variant Collection - Symbol Key
See Page 1 For Detailed Information



FOURTH - ABOVE WORKSURFACE STORAGE



FOURTH - ABOVE WORKSURFACE STORAGE

CONSIDER OPEN HUTCHES W/OPTIONAL DOORS

- Two Open Hutches - (36" & 71" Wide)
 - (A) Choose support height
 - Three Wall Mount Hutches (31", 36½" & 71") No Supports
 - Door Options for Open and Wall Mount Hutches
- Please Note:** Optional hutch doors available, four to choose from.



FIFTH - CONSIDER ACRYLIC OR TACKABLE SCREENS



FIFTH - CONSIDER ACRYLIC OR TACKABLE SCREENS

CONSIDER MODESTY AND PRIVACY SCREENS

- Screens can be used in front, between or under work surfaces
- Please select the correct bracket for the desired mounting type

Please Note: Brackets come in silver only. Must order 1 set for each Acrylic/Tackable Screen.



Variant Collection by OfficeSource™

COMPONENTS

UNITE & POST STYLE BASES



1 CHOOSE WORK SURFACE STYLE, SIZE & SHAPE - MANY TO CHOOSE FROM

MAIN DESK TOPS

Model	Dimensions	List Price	Add Beams	Add Beams List Price
PLT2436	36"W x 24"D	\$199.00	PLTCBBDESKBEAM36	\$147.00
PLT2448	48"W x 24"D	\$229.00	PLTCBBDESKBEAM48	\$147.00
PLT2460	60"W x 24"D	\$259.00	PLTCBBDESKBEAM60	\$163.00
PLT2466	66"W x 24"D	\$279.00	PLTCBBDESKBEAM66	\$177.00
PLT2472	72"W x 24"D	\$279.00	PLTCBBDESKBEAM72	\$187.00
PLT3048	48"W x 30"D	\$249.00	PLTCBBDESKBEAM48	\$147.00
PLT3060	60"W x 30"D	\$309.00	PLTCBBDESKBEAM60	\$163.00
PLT3066	66"W x 30"D	\$329.00	PLTCBBDESKBEAM66	\$177.00
PLT3072	72"W x 30"D	\$329.00	PLTCBBDESKBEAM72	\$187.00
PLT3672	72"W x 36"D	\$399.00	PLTCBBDESKBEAM72	\$187.00

PORKCHOP CREENZA TOPS

Model	Dimensions	List Price	Add Beams	Add Beams List Price
PLT663624L	66"W x 24-36"D	\$389.00	PLTCBBDESKBEAM66	\$177.00
PLT663624R	66"W x 24-36"D	\$389.00	PLTCBBDESKBEAM66	\$177.00
PLT723624L	72"W x 24-36"D	\$499.00	PLTCBBDESKBEAM72	\$187.00
PLT723624R	72"W x 24-36"D	\$499.00	PLTCBBDESKBEAM72	\$187.00

*Maximum return size is 60" on Porkchop Tops

RETURN TOPS (36"-48" WIDE)

Model	Dimensions	List Price	Add Beams	Add Beams List Price
PLT2436	36"W x 24"D	\$199.00	PLTCBBRETSUPPORT	\$98.00
PLT2442	42"W x 24"D	\$219.00	PLTCBBRETSUPPORT	\$98.00
PLT2448	48"W x 24"D	\$229.00	PLTCBBRETSUPPORT	\$98.00

(60"-72" WIDE)

Model	Dimensions	List Price	Add Beams	Add Beams List Price
PLT2460	60"W x 24"D	\$259.00	PLTCBBRETURNBEAM60	\$198.00
PLT2466	66"W x 24"D	\$279.00	PLTCBBRETURNBEAM66	\$208.00
PLT2472	72"W x 24"D	\$279.00	PLTCBBRETURNBEAM72	\$218.00

120 DEGREE TOP

Model	Dimensions	List Price	Add Beams	Add Beams List Price
PLT120D2436	62 1/4"W x 38 3/4"D	\$399.00	PLTCBBRETSUPPORT	\$98.00

FINISHES IN STOCK:

STIFFENERS

Model	Dimensions	List Price
PLT60MS	(For 60"W Tops)	\$39.00
PLT72MS	(For 72"W Tops)	\$49.00

Stiffener is a beam to prevent aging for table tops.

2 CHOOSE BASE STYLE - UNITE (TWO HEIGHT OPTIONS!) & POST STYLE

UNITE LEG

OFFSET SQUARE LEG

28 1/2" 41"

DESK RISER

DESK RISER

Model	Dimensions	List Price
PLTLP24DR	(For 24"D Tops)	\$119.00
PLTLP30DR	(For 30"D Tops)	\$139.00

Finishes In Stock: Silver & White

U-SUPPORT BRACKET

(PAIR) 4 FLAT BRACKETS

Model	List Price
PLTUSUPPORT	\$109.00

U-SUPPORT BRACKET

(PAIR) 4 FLAT BRACKETS

Model	List Price
PLTUSUPPORT	\$109.00

★ Gold Stars Indicate Product New for 2018.

UNITE LEG BASES - 28 1/2"H

Model	Dimensions	List Price
PLTULEG24	(For 24"D Tops)	\$219.00
PLTULEG30	(For 30"D Tops)	\$229.00
PLTULEG36	(For 36"D Tops)	\$309.00
PLTULEG48	(For (2) 24"D Tops)	\$329.00
PLTULEG60	(For (2) 30"D Tops)	\$349.00

Finishes In Stock: Silver & New! White ★

OFFSET SQUARE LEG

Model	List Price
PLTSQPOSTLEG	\$169.00

Finishes In Stock: Silver, White & Black

UNITE LEG BASES - 41"H

Model	Dimensions	List Price
PLTULEG2441	(For 24"D Tops)	\$249.00
PLTULEG3041	(For 30"D Tops)	\$259.00
PLTULEG3641	(For 36"D Tops)	\$339.00
PLTULEG4841	(For (2) 24"D Tops)	\$369.00
PLTULEG6041	(For (2) 30"D Tops)	\$399.00

Finish In Stock: Silver

Please Note: Requires additional PLTCBBDESKBEAMS

NEED MORE LEG ROOM?

HALF LEG - 28 1/2"H

PLTULEGHALF

List: \$179.00

Ideal for shared single depth work surfaces. Allows more leg room. (For 24" or 30"D Tops)

Stocked In: Silver, NEW! White ★

INSET LEGS are ideal for shared double depth work surfaces. Allows more leg room. (For 24" or 30"D Tops)

INSET LEG - 28 1/2"H

PLTULEG4860ILCMB

- Includes Wire Management Cover

List: \$499.00

Stocked In: Silver or NEW! White ★

Wire Management Cover

INSET LEG - 41"H ★

PLTULEG4860ILMB41

List: \$399.00

INSET LEG COVER ★

(FOR 41"H LEG)

PLTULEG4860C41

List: \$219.00

41"H Leg & Cover
Stocked In: Silver

Variant Collection by OfficeSource™

COMPONENTS

ARC, VERTEX & OBLIQUE BASES



1 CHOOSE WORK SURFACE STYLE, SIZE & SHAPE - MANY TO CHOOSE FROM

MAIN DESK TOPS		LIST PRICE	ADD BEAMS		LIST PRICE
PLT2436	36"W x 24"D	\$199.00	+	PLTMAINDESKBEAM36	\$59.00
PLT2448	48"W x 24"D	\$229.00	+	PLTMAINDESKBEAM48	\$69.00
PLT2460	60"W x 24"D	\$259.00	+	PLTMAINDESKBEAM60	\$85.00
PLT2466	66"W x 24"D	\$279.00	+	PLTMAINDESKBEAM66	\$99.00
PLT2472	72"W x 24"D	\$279.00	+	PLTMAINDESKBEAM72	\$109.00
PLT3048	48"W x 30"D	\$249.00	+	PLTMAINDESKBEAM48	\$69.00
PLT3060	60"W x 30"D	\$309.00	+	PLTMAINDESKBEAM60	\$85.00
PLT3066	66"W x 30"D	\$329.00	+	PLTMAINDESKBEAM66	\$99.00
PLT3072	72"W x 30"D	\$329.00	+	PLTMAINDESKBEAM72	\$109.00

RETURN TOPS (36"-48" WIDE)		LIST PRICE	ADD BEAMS		LIST PRICE
PLT2436	36"W x 24"D	\$199.00	+	PLTRETURNSUPPORT	\$59.00
PLT2442	42"W x 24"D	\$219.00	+	PLTRETURNSUPPORT	\$59.00
PLT2448	48"W x 24"D	\$229.00	+	PLTRETURNSUPPORT	\$59.00

(60"-72" WIDE)		LIST PRICE	ADD BEAMS		LIST PRICE
PLT2460	60"W x 24"D	\$259.00	+	PLTRETURNBEAM60	\$159.00
PLT2466	66"W x 24"D	\$279.00	+	PLTRETURNBEAM66	\$169.00
PLT2472	72"W x 24"D	\$279.00	+	PLTRETURNBEAM72	\$179.00

PORKCHOP CREENZA TOPS		LIST PRICE	ADD BEAMS		LIST PRICE
PLT663624L	66"W x 24-36"D	\$389.00	+	PLTMAINDESKBEAM66	\$99.00
PLT663624R	66"W x 24-36"D	\$389.00	+	PLTMAINDESKBEAM66	\$99.00
PLT723624L	72"W x 24-36"D	\$499.00	+	PLTMAINDESKBEAM72	\$109.00
PLT723624R	72"W x 24-36"D	\$499.00	+	PLTMAINDESKBEAM72	\$109.00

*Maximum return size is 60" on Porkchop Tops

120 DEGREE TOP	LIST PRICE	+	ADD BEAMS	LIST PRICE
PLT120D2436 62 1/4"W x 38 3/4"D	\$399.00		PLTRETURNSUPPORT	\$59.00



STIFFENERS	LIST PRICE
PLT60MS (For 60"W Tops)	\$39.00
PLT72MS (For 72"W Tops)	\$49.00

Stiffener is a beam to prevent aging for table tops.

NEED MORE LEG ROOM?

HALF LEG - 28 1/2" H
PLTULEGHALF
List: \$179.00
Ideal for shared single depth work surfaces. Allows more leg room. (For 24" or 30"D Tops)
Stocked In: Silver, NEW! White ★

INSET LEGS are ideal for shared double depth work surfaces. Allows more leg room. (For 24" or 30"D Tops)

INSET LEG - 28 1/2" H
PLTULEG4860ILCMB
• Includes Wire Management Cover
List: \$499.00
Stocked In: Silver or NEW! White ★
Wire Management Cover

INSET LEG - 41" H ★
PLTULEG4860ILMB41
List: \$399.00

INSET LEG COVER ★
(FOR 41" H LEG)
PLTULEG4860C41
List: \$219.00

41" H Leg & Cover
Stocked In: Silver

2 CHOOSE BASE STYLE - ARC, VERTEX & OBLIQUE STYLE



ARC LEG BASES - 28 1/2" H	LIST PRICE	OBLIQUE LEG BASES - 28 1/2" H	LIST PRICE
PLTARCLEG2430 (For 24"D & 30" Tops)	\$195.00	PLTVALEG2430 ★	\$189.00
PLTARCLEG4860 (For 48"D & 60" Tops)	\$205.00	PLTVALEG3642 ★	\$249.00
PLTMBMBC (Pair) Beam Connector (For PLTARCLEG4860)	\$49.00	PLTVALEG4860 ★	\$289.00

Finish In Stock: Silver & White

VERTEX LEG ★	LIST PRICE	U-SUPPORT BRACKET (PAIR) 4 FLAT BRACKETS	LIST PRICE
PLTWML (Silver & White)	\$199.00	PLTUSUPPORT	\$109.00

DESK RISER	LIST PRICE
PLTLP24DR (For 24"D Tops)	\$119.00
PLTLP30DR (For 30"D Tops)	\$139.00

Desk Riser used when using modular storage for support.

Finishes In Stock: Silver & White

OFFSET SQUARE LEG	LIST PRICE
PLTSQPOSTLEG	\$169.00

Finishes In Stock: Silver, White & Black

Variant Collection by OfficeSource™ COMPONENTS

3 CONSIDER ADDITIONAL STORAGE



Lateral
w/Top
Cushion

TWO DRAWER LATERAL FILE

PL112 (w/Removable Top)
35½"W x 22"D x 29½"H \$799.00



2 DRAWER PERSONAL CABINET

PL1012* List Price
35½"W x 22"D x 22"H \$879.00



OPEN BOOKCASE

PL1013* List Price
35½"W x 22"D x 22"H \$399.00

*PL1012 & PL1013 - Top not included,
requires PL109 or PL110.



Visconti Fabric

TOP CUSHION

CUSH2136 List Price
(For PL112, PL1012 & PL1013) \$259.00

**CUSH2136 Requires PL109 or PL110



FILE/CREDENZA TOPS - 22"D

PL109 File Top - 35½"W \$159.00
PL110 Credenza Top - 71"W \$219.00

Laminate Finishes In Stock:

Cherry, Mahogany, Honey, Maple,
Espresso, Modern Walnut, Coastal Gray
& White*

Top Cushion Upholsteries In Stock:
Celestial Blue, Lime Green, Dark Gray &
Visconti.



Some items in this series
come ready-to-assemble.



Environmentally Friendly

CHOOSE YOUR CABINET BASE STYLE



830BF
w/Casters

TWO DRAWER METAL CABINETS

830BF 2 Drawer File
30"W x 19"D x 20" or 23"H \$799.00
836BF 2 Drawer File
36"W x 19"D x 20" or 23"H \$869.00



830BO
(No Base)

ONE DRAWER METAL CABINETS


830BO Top Drawer/Bottom Open
30"W x 19"D x 20" or 23"H \$639.00
836BO Top Drawer/Bottom Open
36"W x 19"D x 20" or 23"H \$699.00



830OF
(No Base)

ONE DRAWER METAL CABINETS

830OF Top Open/Bottom Drawer
30"W x 19"D x 20" or 23"H \$739.00
836OF Top Open/Bottom Drawer
36"W x 19"D x 20" or 23"H \$839.00



830OO
w/Sofa Legs

(With casters added, cabinet is 23"H)

METAL BOOKCASE CABINETS

830OO Bookcase w/1 Shelf
30"W x 19"D x 20" or 23"H \$539.00
836OO Bookcase w/1 Shelf
36"W x 19"D x 20" or 23"H \$599.00

METAL CABINET BASE OPTIONS

83CASTERS Heavy Duty Casters
(Set of 4) \$99.00
83SL Sofa Legs (Set of 4) \$59.00

CABINET CUSHION ★

CUSH2030 \$189.00
CUSH2036 \$219.00

Metal Cabinets Finishes In Stock:
Silver & White



OPEN CABINET

PL1053 (For PL166, PL175)
16"W x 22½"D x 20¾"H \$299.00

DOOR CABINET

PL1052 (For PL166, PL175)
16"W x 22½"D x 20¾"H \$379.00
(Reversible)



Mobile Laminate
Pedestal w/Top Cushion

MOBILE LAMINATE PEDESTAL

PL1007 (Box/File) - Casters Included
16"W x 22½"D x 22½"H \$499.00

PEDESTAL TOP CUSHION

CUSH1623 (For PL1007) \$139.00

Laminate Finishes In Stock:

Cherry, Mahogany, Honey, Maple,
Espresso, Modern Walnut, Coastal Gray
& White*

Top Cushion Upholsteries In Stock:

Celestial Blue, Lime Green, Dark Gray &
Visconti.



METAL PEDESTALS

CPSBBF (Box/Box/File)
15"W x 22"D x 26¾"H \$429.00
CPSFF (File/File)
15"W x 22"D x 26¾"H \$429.00

OPTIONAL CASTERS

CPPCASTERS \$39.00
Pedestals w/Casters (27"H)



MOBILE METAL PEDESTAL

CPSBF (Box/File) - Casters Included
15"W x 22"D x 22¼"H \$369.00

PEDESTAL TOP CUSHION

CUSH1522 (For CPS Peds) \$129.00

Metal Pedestals Finishes In Stock:

Black, Charcoal, Light Gray, Silver & White.
CPSBF (White & Silver Only).

COMBINED STORAGE ADDED CABINET TO PEDESTAL



PL1053
(PL166/PL175 Required)

PL1052
(PL166/PL175 Required)


LAMINATE FINISHES



METAL FINISHES



CUSHION UPHOLSTERY



Gold Stars Indicate
Product New for 2018.

Variant Collection by OfficeSource™

COMPONENTS



4 CONSIDER ABOVE WORKSPACE STORAGE

STORAGE OPTIONS

WALL MOUNTED OPEN HUTCH



Open Hutch Shown w/Optional Silver Framed Glass Doors



Open Hutch



Open Hutch Shown w/Optional Laminate Doors

OPEN HUTCH - WALL MOUNT
- 15"D x 17"H **LIST PRICE**
PL209OH* - 31"W \$329.00
*Doors Not Included

OPEN HUTCH - WALL MOUNT
- 15"D x 17"H **LIST PRICE**
PL208OH* - 36½"W \$359.00
*Doors Not Included

OPEN HUTCH - WALL MOUNT
- 15"D x 17"H **LIST PRICE**
PL2044OH* - 71"W \$599.00
*Doors Not Included

WALL MOUNTED OPEN HUTCH & SUPPORTS (REQUIRED)



Hutch Support (PLTLPHS27) →

*Hutch Shown w/Optional White Laminate Doors (2-PL44LD)



OPEN HUTCH LIST PRICE
PL1044OH* Doors Not Included
71"W x 15"D x 16½"H \$609.00
PL1008OH* Doors Not Included
36½"W x 15"D x 16½"H \$369.00
*Requires PLTLPHS

Please Note: PL1044OH & PL1008OH are not compatible with the sliding glass doors.



HUTCH SUPPORTS LIST PRICE
PLTLPHS27 27"H (pair) \$269.00
PLTLPHS20 20"H (pair) \$229.00
PLTLPHS14 14"H (pair) \$219.00
PLTLPHS08 8"H (pair) \$195.00
Sold & priced as pair

Hutch Supports Colors In Stock:
Silver & White



GLIDES (Set of 2) LIST PRICE
PLTLP27HSGSLIDE \$19.00
Raises the height of the PLTLPHS27 to be flush with a desk top. Allows PL1044OH to become desk mounted for use in benching.

OPTIONAL HUTCH DOORS



OPTIONAL LAMINATE FRAMED GLASS DOORS
Set of 2 **LIST PRICE**
PL44GLDRL - (See Below) \$149.00



OPTIONAL LAMINATE DOORS
Set of 2 **LIST PRICE**
PL41LD - (For PL209) \$50.00
PL44LD - (See Below) \$50.00



OPTIONAL SILVER FRAMED GLASS DOORS
Set of 2 **LIST PRICE**
PL41SGD - (For PL209) \$249.00
PL44SGD - (See Below) \$249.00



OPTIONAL SLIDING GLASS DOORS
(2 Door Span) **LIST PRICE**
PL44SLIDESGD \$169.00
PL44RAILSI - (Rails For PL144OH/PL2044OH) \$99.00
PL08RAILSI - (Rails For PL208OH) \$69.00

Please Note: PL1044OH & PL1008OH are not compatible with the sliding glass doors.

NOTE: All SKUs beginning with PL44 above are (For PL144OH, PL1044OH, PL1008OH & PL208OH, PL2044OH)

Variant Collection by OfficeSource™

COMPONENTS

SCREEN PANELS



5 CONSIDER OPTIONAL ACRYLIC, TACKABLE PRIVACY SCREENS & ACCESSORIES



ACRYLIC SCREEN BRACKETS

UNDER DESK MOUNT SCREEN BRACKET LIST PRICE



PLTSBUDMSGLSI

PLTSBUDMSGLSI (Set of 2) \$65.00
Brackets mount on to 1" work surfaces when screens are installed as a desk divider. Brackets can also be mounted to the underside of the work surface when using a screen as a modesty panel. Requires worksurface overhang.

DUAL UNDER DESK MOUNT SCREEN BRACKET



PLTSBUDMDUALSI

PLTSBUDMDUALSI (Set of 2) \$85.00
Brackets mount between two back to back 1" work surfaces when screens are installed as a desk divider between the two work surface. Brackets attach with wood screws to the underside of the workstation. Requires worksurface overhang.

DESK MOUNT SCREEN BRACKET



PLTSDTMSI

PLTSDTMSI (Set of 2) \$55.00
Brackets mount directly to the top of the work surface when screens are installed as a desk divider. Brackets can also mount to the underside of the work surface when screens are being used as a modesty panel.
Note: Brackets come in Silver Only. Must order 1 set for each Acrylic Screen.

FABRIC SCREEN UPHOLSTERIES IN STOCK:

Celestial Blue Lime Green Dark Gray



ACRYLIC SCREENS - 1/4"D x 15"H

MODEL #	SIZE	LIST PRICE
PLTAP1524S	24" Wide	\$159.00
PLTAP1530S	30" Wide	\$159.00
PLTAP1536S	36" Wide	\$169.00
PLTAP1542S	42" Wide	\$195.00
PLTAP1548S	48" Wide	\$209.00
PLTAP1554S	54" Wide	\$229.00
PLTAP1566S	66" Wide	\$239.00

FABRIC SCREENS - 1/2"D x 15"H

MODEL #	SIZE	LIST PRICE
PLTFP1524	24" Wide	\$109.00
PLTFP1530	30" Wide	\$109.00
PLTFP1536	36" Wide	\$119.00
PLTFP1548	48" Wide	\$159.00
PLTFP1554	54" Wide	\$179.00
PLTFP1566	66" Wide	\$199.00

MISCELLANEOUS ACCESSORIES



DOUBLE WIRE MESH TRAY



SINGLE WIRE MESH TRAY



TROUGH

WIRE TRAYS

PLTWDOUBLE18 (Black Only)
18" Double Wire Mesh Tray \$89.00
PLTWTSINGLE18 (Black Only)
18" Single Wire Mesh Tray \$59.00

WIRE TRAYS

PLTWDOUBLE24 (Black Only)
24" Double Wire Mesh Tray \$139.00
PLTWTSINGLE24 (Black Only)
24" Single Wire Mesh Tray \$89.00

TROUGH

PLTPC18 (Black Only)
18" Power Trough w/Cover \$59.00

SPINE CORD MANAGEMENT

CMS03SI (Silver Only)
30"L Flexible Cord Concealer \$60.00



CMOS6SI

POWER MODULES & CHARGER



TABLE MOUNTED

TABLE MOUNTED POWER MODULE

OSF6000SI (Silver) \$149.00
2 UL Power Outlets, 1 Dual USB Port



UNDER TABLE POWER MODULE

UNDER TABLE POWER MODULE

OSF5000BLK (Black) \$179.00
2 Outlets, 2 Dual USB Port
Daisy-chainable



CELL PHONE CHARGER

CELL PHONE CHARGER **★ NEW!**

OSF7000BLK \$149.00
(Includes Apple Adapter)

★ Gold Stars Indicate Product New for 2018.

Ready to Assemble

Some items in this series come ready-to-assemble.

OS Laminate Collection by OfficeSource™

COMPONENTS



DESK OPTIONS



DESK SHELL	LIST PRICE
PL104	47\"W x 24\"D x 29\"H \$319.00
PL121	47\"W x 30\"D x 29\"H \$339.00
PL103	60\"W x 30\"D x 29\"H \$349.00
PL102	66\"W x 30\"D x 29\"H \$379.00
PL105	71\"W x 30\"D x 29\"H \$469.00
PL101	71\"W x 36\"D x 29\"H \$479.00
PLT4160	60\"W x 30\"D x 41\"H \$759.00 ★
PLT4166	66\"W x 30\"D x 41\"H \$789.00 ★★
PLT4172	72\"W x 30\"D x 41\"H \$799.00 ★★

BOW FRONT DESK SHELL	LIST PRICE
PL187	66\"W x 30/35\"D \$599.00
PL189	71\"W x 36/41\"D \$599.00



BULLET TOPS	LIST PRICE
PL131A*	66\"W x 30\"D \$319.00
PL147A*	71\"W x 36\"D \$379.00
MS720BLK	Leg (Black) \$139.00
MS720SI	Leg (Silver) \$159.00
*Top & Side Panel Only. Must order MS720 or PLTWML leg.	

BULLET W/CORNER EXTENSION	LIST PRICE
PL133LA* (Shown) or PL133RA*	71\"W x 30/42\"D \$699.00
*Top & Modesty Only. Must order MS725E leg.	
MS725EBLK	Leg (Black) \$139.00
MS725ESI	Leg (Silver) \$159.00

VERTEX LEG	LIST PRICE
PLTWML (Silver & White)	\$199.00 ★
Additional Leg Option to support Bullet Tops	



DESK WITH CORNER EXTENSION	LIST PRICE
PL177R or PL177L (Bow Front)	71\"W x 30/36/42/48\"D \$749.00
PL178R or PL178L (Straight Front)	71\"W x 30/42\"D \$749.00



CORNER DESK SHELL	LIST PRICE
PL163	36\"W x 24\"D \$559.00
PL134	42\"W x 24\"D \$499.00

CORNER HUTCH - 36\"H	LIST PRICE
PL126	42\"W x 15\"D \$869.00

CREDENZAS, RETURNS & BRIDGES



CREDENZA SHELL	LIST PRICE
PL129	60\"W x 24\"D \$349.00
PL111	66\"W x 24\"D \$359.00
PL143	71\"W x 24\"D \$379.00

CREDENZA W/CORNER EXTENSION	LIST PRICE
PL181L or PL181R (Shown)	66\"W x 24/36\"D \$539.00
PL182L or PL182R	71\"W x 24/36\"D \$549.00

1/2 LEG	LIST PRICE
PL142	1/2 Leg (12\"W) \$67.00
(Optional PL142 replaces the full gable so the credenza shell can be used in return application.)	



Reversible Return	LIST PRICE
PL194	24\"W x 24\"D \$219.00
PL179	30\"W x 24\"D \$229.00
PL198	35\"W x 20\"D \$239.00
PL192	35\"W x 24\"D \$239.00
PL146	42\"W x 20\"D \$309.00
PL196	42\"W x 24\"D \$309.00
PL145	47\"W x 24\"D \$319.00



BRIDGE	LIST PRICE
PL195	24\"W x 24\"D \$199.00
PL188	30\"W x 24\"D \$209.00
PL193	35\"W x 24\"D \$219.00
PL197	42\"W x 24\"D \$259.00
PL170	47\"W x 24\"D \$259.00

RECEPTION STATION



RECEPTION DESK SHELL & RETURN	LIST PRICE
PL169NTT Reception Unit	71\"W x 30\"D x 40\"H \$580.00
PL180 Reversible	42\"W x 24\"D x 40\"H \$359.00



OPTIONAL TRANSACTION TOPS & RISER	LIST PRICE
PL169TT Laminate Top	\$129.00
PL169RISERBRU Metal Counter Riser (Elevates Laminate Transaction Tops)	\$79.00
PL169TTGLASSWH Glass Top (Metal Riser Included)	\$499.00

Please Note: Reception Desk Shell does not require Transaction Top. In addition when purchasing an optional Transaction Top, Metal Counter Risers are not required.

All work surfaces are 29 1/2\"H. Top thickness: (PL) 1\"Thick. Measurements are approximate as they are rounded up to the next full inch.

★ Gold Stars Indicate Product New for 2018.

FINISHES IN STOCK:



OS Laminate Collection by OfficeSource™

COMPONENTS



OS LAMINATE - STEP FRONT COMPONENTS

DESK TOP OPTIONS



DESK TOP W/MODESTY PANEL

PL401*	71"W x 36"D	\$399.00
PL402*	66"W x 30"D	\$349.00

BOW TOP W/MODESTY PANEL

PL489*	71"W x 36/41"D	\$489.00
--------	----------------	----------



PORKCHOP TOP W/MODESTY

PANEL - (Left or Right)	LIST PRICE
PL477L* or PL477R* (Shown)	
71"W x 30/36/42/48"D	\$599.00

*Note: Step Front Desk Tops require False Pedestals for support.

PEDESTALS & OPTIONS



FALSE PEDESTALS LIST PRICE

PL46830**	15¾"W x 29½"D x 28½"H	\$289.00
(For use with PL402, PL477)		
PL46836**	15¾"W x 35½"D x 28½"H	\$299.00
(For use with PL401, PL489)		
PL46842**	15¾"W x 41½"D x 28½"H	\$339.00
(For use with PL477)		

OPTIONAL LOCK CORE KIT

PLLOCKCOREKIT	\$35.00 ea.
---------------	-------------

**Note: False Pedestals required under PL401, PL402, PL489, PL447L & PL477R.



FULL PEDESTALS LIST PRICE

PL166 (Box/Box/File)	15½"W x 22"D x 28½"H	\$449.00
PL175 (File/File)	15½"W x 22"D x 28½"H	\$459.00



OPTIONAL GLASS MODESTY

PANEL	LIST PRICE
PL71SGM	40"W x 28"H
	\$479.00
(For use with PL401, PL477, PL489)	

DESIGN YOUR OWN WITH OfficeSource™



Environmentally Friendly

OS LAMINATE - ENCORE COMPONENTS

DESK TOP OPTIONS



CRESCENT TABLE TOP LIST PRICE

PLTCRS71	71"W x 36"D	\$429.00
----------	-------------	----------

Note: Must order (4) legs.

VECTOR TABLE TOP - (Left or Right)

PLTVEC66L or PLTVEC66R (Shown)	66"W x 42"D	\$489.00
--------------------------------	-------------	----------

Note: Must order (2) legs.



ARC TABLE W/MODESTY PANEL

(Left or Right)	LIST PRICE
PLTARC71L (Shown) or PLTARC71R	71"W x 48"D
	\$939.00

Note: Must order (2) legs.

LEGS & OPTIONS



ACRYLIC MODESTY PANEL & BRACKET LIST PRICE

PLTAP1548S	48"W x 15"H	\$209.00
PLTSDTMSI (Brackets)		\$55.00

Note: For Crescent or Vector Tops Only. Must order brackets.



POST LEG (Black or Silver)

PLTLEGP	2½"Diameter
	\$99.00 ea.



Finishes In Stock:

Cherry, Mahogany, Honey, Maple, Espresso, Modern Walnut, Coastal Gray & White*

*(Selected Skus) **Not available in White:** PL401, PL402, PL477, PL489, PL46830, PL477L/R, PL46836 & PL46842.



Some items in this series come ready-to-assemble.

OS Laminate Collection by OfficeSource™

COMPONENTS

LATERALS



COMBO LATERAL FILE LIST PRICE
PL114
 (Box/Box/File w/1 Lateral)
 31"W x 22"D x 29½"H \$899.00

TWO DRAWER LATERAL FILE
PL112 (w/Removable Top)
 35½"W x 22"D x 29½"H \$799.00
PL110 (Top to create credenza)
 71"W x 22"D x 1"H \$219.00
*Sits on Top of (2) PL112, PL113,
 PL1012, PL1013 or PL152.*

TOP CUSHION
CUSH2136 \$259.00
 (For PL112, PL113, PL1012 & PL1013)



THREE DRAWER LATERAL FILE
PL183
 35½"W x 22"D x 42"H \$1,899.00

FOUR DRAWER LATERAL FILE
PL184
 35½"W x 22"D x 54½"H \$2,299.00



Upholsteries In Stock (Top Cushion):
 Celestial Blue, Lime Green, Dark Gray & Visconti.

PEDESTALS



MOBILE PEDESTALS LIST PRICE
PL148 (Box/Box/File)
 16"W x 22"D x 28½"H \$599.00
PL149 (File/File)
 16"W x 22"D x 28½"H \$629.00
PL1007 (Box/File)
 16"W x 22½"D x 22½"H \$499.00

TOP CUSHION
CUSH1623 (For PL1007) \$139.00

CPU PEDESTAL - NO TOP
PL167* (Reversible Door)
 12"W x 20"D x 28"H \$289.00

OPTIONAL LOCKS & KEYS
LOCK CORE KIT
PLLOCKCOREKIT \$35.00
 (Comes w/2 Keys)
BLANK KEY
PLKEYBLANK (Set of 2) \$19.00
MASTER KEY
PLMKEY (Set of 2) \$21.00



HANGING PEDESTAL - 3/4
PL107 (Box/File)
 15½"W x 22"D x 19"H \$319.00
PL108 (Box/File)
 15½"W x 19"D x 19"H \$319.00
 (Use with PL146 & PL198)

DELUXE PEDESTAL - FULL
PL166 (Box/Box/File)
 15½"W x 22"D x 28½"H \$449.00
PL175 (File/File)
 15½"W x 22"D x 28½"H \$459.00
PL66T* (Top Panel For PL166/175)
 16"W x 22"D x 1"H \$69.00



OPTIONAL CABINETS
 (For PL166 & PL175)
PL1052 Door Cabinet
 16"W x 22½"D x 20¾"H \$379.00
PL1053 Open Cabinet
 16"W x 22½"D x 20¾"H \$299.00

*Combine:
 2 (PL112) Lateral Files + 1 (PL110) Top
 to Create Filing Storage Credenza*



← PL110
 ← (2) PL112



PL107

*Your Choice:
 Choose Hanging 3/4 Pedestals
 or Deluxe Full Pedestals. Then
 choose drawer configuration.
 You can even choose a CPU
 Pedestal as an option.*

STORAGE CABINETS & BOOKCASES



STORAGE CABINET LIST PRICE
PL113 35½"W x 22"D x 29½"H \$469.00
PL152 35½"W x 22"D x 37¼"H \$669.00
PL151 35½"W x 22"D x 65½"H \$1,099.00

TEMPERED GLASS SILVER FRAME CABINET DOORS
PL152SGD - Set of 2 (For PL152) \$499.00
PL113SGD - Set of 2 (For PL113) \$289.00



WARDROBE UNIT LIST PRICE
PL207 23¾"W x 23¾"D x 65½"H \$1,599.00

PERSONAL UNIT LIST PRICE
PL150 - 4 Adj. Shelves & Coat Rod
 18"W x 24"D x 65½"H \$849.00

TEMPERED GLASS SILVER FRAME CABINET DOOR
PL150151SGD - 1 Per Box \$299.00
 (For PL150 & PL151)

*Note: PL150151SGD - 1 Per Box,
 Order 2 for complete coverage on PL151.*

Finishes In Stock:
 Cherry, Mahogany, Honey, Maple, Espresso,
 Modern Walnut, Coastal Gray & White*

* (Selected Skus) Not available in White:
 PL167, PL66T, PLBCXS, PL160, PL161, PL162.



Some items in this series
 come ready-to-assemble.



PL160

PL161

BOOKCASES - 32"W LIST PRICE
PL154 30"H x 14"D \$229.00
PL155 48"H x 14"D \$299.00
PL156 71"H x 14"D \$429.00

BOOKCASE - DOOR KIT & EXTRA SHELF
PLBCDK 26"H x 16"W x ¾"D \$159.00
PLBCXS* Extra Shelf \$55.00
 (For Use on PL154, PL155, PL156)

Measurements are approximate as they are rounded up to the next full inch.



CORNER BOOKCASES LIST PRICE
PL160* 30"H x 24"W \$459.00
PL161* 36"H x 15"W \$329.00
PL162* 66"H x 15"W \$499.00

MATCHING CONFERENCE &
 RECEPTION TABLES AVAILABLE

OS Laminate Collection by OfficeSource™

COMPONENTS

OPEN HUTCHES WITHOUT DOORS



OPEN HUTCH	LIST PRICE
15"DEPTH x 36"H	
PL141OH - 60"W	\$509.00
PL140OH - 66"W	\$529.00
PL144OH - 71"W	\$539.00

OPEN HUTCH	LIST PRICE
-14"DEPTH x 36"H	
PL153 - 35½"W	\$389.00



OPEN HUTCH - WALL MOUNT

15"DEPTH x 17"H	LIST PRICE
PL209OH * - 31"W	\$329.00
PL208OH * - 36½"W	\$359.00
PL2044OH* - 71"W	\$599.00

*Doors Not Included



71"W Wall Mount Hutch Shown w/Optional Laminate Doors; 2 Door Sets Pictured

OPEN HUTCHES OPTIONAL DOORS



OPTIONAL LAMINATE FRAMED GLASS DOORS

Set of 2	LIST PRICE
*PL44GLDRL - (See below)	\$149.00



OPTIONAL LAMINATE DOORS

Set of 2	LIST PRICE
PL40LD - (For PL140)	\$50.00
PL41LD - (For PL141, PL209)	\$50.00
*PL44LD - (See below)	\$50.00



OPTIONAL SILVER FRAMED GLASS DOORS

Set of 2	LIST PRICE
PL40SGD - (For PL140)	\$249.00
PL41SGD - (For PL141, PL209)	\$249.00
PL44SGD - (For PL144OH, PL208OH, PL2044OH)	\$249.00



OPTIONAL SLIDING GLASS DOORS

PL44SLIDESGD* - (2 Door Span)	\$169.00
PL44RAILSI - (Rails For PL144OH & PL2044OH)	\$99.00
PL08RAILSI - (Rails For PL208OH)	\$69.00

*Sliding doors only for PL144OH, PL208OH & PL2044OH
*Doors only, must order rails.

Note: All SKUs beginning with PL44 are (For PL144OH, PL208OH and PL2044OH)

HUTCHES WITH DOORS



*Hutch Shown w/Optional Tack Board

48"W - HUTCH W/2 LAMINATE DOORS

15"D x 36"H	LIST PRICE
PL125 - 47¼"W	\$589.00

42"W - CORNER HUTCH W/2 LAMINATE DOORS

15"D x 36"H	LIST PRICE
PL126 - 42"W	\$869.00



*Hutch Shown w/Optional Tack Board

HIGH HUTCH W/LAMINATE DOORS

15"D x 48"H	LIST PRICE
PL130 - 71"W	\$979.00

OPTIONAL SILVER FRAMED GLASS DOORS


Set of 2	LIST PRICE
PL130SGD - (For PL130)	\$459.00

Finishes In Stock:

Cherry, Mahogany, Honey, Maple, Espresso, Modern Walnut, Coastal Gray & White*

Please Note: PL44GLDRL not available in white.

HUTCHES ACCESSORIES



NEW!

FABRIC TACK BOARDS	DIMENSIONS	(GRAY FABRIC) (VISCONTI FABRIC)	
		LIST PRICE	LIST PRICE
PL115 (Fits PL141)	58"W x ½"D x 16½"H	\$159.00	\$199.00
PL116 (Fits PL125)	45¼"W x ½"D x 16½"H	\$159.00	\$189.00
PL117 (Fits PL140)	64"W x ½"D x 16½"H	\$169.00	\$209.00
PL118 (Fits PL130 & PL144)	68¾"W x ½"D x 16½"H	\$189.00	\$229.00
PL124 (Fits PL126)	39¾"W x ½"D x 16½"H	\$239.00	\$279.00

MAGNETIC GLASS WHITE BOARD	DIMENSIONS	LIST PRICE
GBM1769WH (Fits PL130 & PL144)	69"W x ½"D x 17"H	\$299.00



VERTICAL HUTCH ORGANIZER

PL122 - (Black Only)	List: \$189.00
----------------------	----------------

CENTER HUTCH DIVIDER

PL44CHD - (8 Finishes)
Goes in center area of PL144OH or PL1044OH as option
List: \$99.00



SUPPORT - VERTICAL HUTCH ORGANIZER

PL1022VHO
18¼"W x 13¾-14¾"D x 27½"H

- 1 Fixed Shelf (Finish matched)
- + 5 Adjustable Shelves (Black)
- Adj. Shelves can be inserted horizontally or vertically.

List: \$319.00

OS Laminate Collection by OfficeSource™

ACCESSORIES

- GROMMET & MOUNTABLE POWER CENTERS

Add the Convenience of Direct Power & Data into your Workstations.

FOR A COMPLETE LISTING OF ALL ACCESSORIES; PLEASE REFER TO ACCESSORY SECTION LOCATED IN THE BACK OF CATALOG



POWER OUTLETS + 2 USB CHARGERS

PULL OUT POWER GROMMET

OSF1000BLK

- Fits all OS Laminate Grommets (2 3/4")

List: \$139.00

PULL OUT, HIDDEN OR EXPOSED - YOUR CHOICE!

We all know it's a hassle to crawl below your desk to plug into USB ports and electrical outlets, and there are times when you'd rather not have to deal with an iPhone® charger cord snaking its way across your workspace. We have solutions!



POWER OUTLET + 2 USB CHARGER

POWER CENTER

OSF3000BLK

- Fits all OS Laminate Grommets (2 3/4")

List: \$99.00



CELL CHARGING STATION

CELL PHONE CHARGER ★

OSF7000BLK

- Fits all OS Laminate Grommets (2 3/4")
- Includes Apple Adapter.

List: \$149.00



POWER OUTLETS + 2 USB CHARGERS

Daisy Chainable!

UNDER SURFACE MOUNT

OSF5000BLK

- Daisy Chainable

List: \$179.00

POWER OPTIONS EASILY FIELD-INSTALLED into all laminate workspaces.



GROMMETS



BLACK GROMMET

PLSQGRMBLK

List: \$35.00 ea.



SILVER GROMMET

PLSQGRMSI

List: \$35.00 ea.



SURFACE MOUNTABLE POWER

SURFACE MOUNT POWER


OSF6000SI

- Can be mounted on top or under surface. Also, sideways mountable!

List: \$149.00

- TASK LIGHTING

Light up your workspace with our dimmable task light!



Dimmable!

★ **NEW!**

24" DIMMABLE TASK LIGHT

PLEDDMITL24MAGBLK

\$229.00

48" DIMMABLE TASK LIGHT

PLEDDMITL48MAGBLK


\$319.00

- MONITOR ARMS

Free up valuable desk space! Our monitor arms are the ideal solution for supporting flat panel displays above the work surface.



SINGLE ARM



DUAL ARM

DELUXE SINGLE LCD ARM

227CS

\$299.00

DELUXE DUAL LCD ARM

627CS

\$399.00



★ **NEW!**

4 SIDED MOBILE POWER TOWER ★

OSF8000SI

- Per Side: 2 Electrical Sockets; 2 USB Jacks; On/off Switch
- 14' Power Cord
- 39 1/2" High

List: \$999.00

DETAIL

- DESK ACCESSORIES



Gold Stars Indicate Product New for 2018.

Free up space on your work surface by adding Keyboard Systems, Center Drawers and CPU Holders!



LIFT & LOCK W/TEAR DROP

OSF700BLK

\$279.00



BLACK CENTER DRAWER

CDR1BLK

\$99.00



CPU HOLDER

OSF100BLK \$199.00

- LOCK CORES & KEYS

Replace lock core on file drawers or storage cabinets, allowing all files to be keyed alike.



LOCK CORE KIT

PLLOCKCOREKIT \$35.00

(Comes w/2 Keys)

BLANK KEY

PLKEYBLANK \$19.00

(Set of 2)

MASTER KEY

PLMKEY (Set of 2) \$21.00

Compatible with OS Laminate Products!

OS Laminate Collection by OfficeSource™ TYPICALS



TYPICAL OS19V
Total List: **\$6,337.00**
Excludes Seating & Accessories.
Overall Dimensions:
142"W x 107"D x 65½"H

TYPICAL OS24
Total List: **\$3,803.00**
Excludes Accessories.
Overall Dimensions:
66"W x 89¾"D x 65½"H



TYPICAL OS36
Total List: **\$2,472.00**
Excludes Accessories.
Overall Dimensions:
77"W x 77"D x 42"H*
*Includes Transaction Top

FINISHES IN STOCK:



TYPICAL OS19V

MODEL #	QTY	DESCRIPTION	W x D x H	LIST PRICE
PL189	1	Bow Front Desk Shell	71 x 36/41 x 29½	\$599.00
PL197	1	Bridge	42 x 24 x 29½	\$259.00
PL143	1	Credenza Shell	71 x 24 x 29½	\$379.00
PL166	2	Deluxe Full Pedestal - B/B/F	15½ x 22 x 28½	\$449.00 ea.
PL152	2	Storage Cabinet	35½ x 22 x 36	\$669.00 ea.
PL112	2	Two Drawer Lateral File	35½ x 22 x 29½	\$799.00 ea.
PL144OH	1	Open Hutch	71 x 15 x 36	\$539.00
PL44SGD	2	Silver Frame Glass Doors	17 x ¾ x 15¾	\$249.00 ea.
PL118	1	Tack Board (Visconti Fabric)	68¾ x ½ x 16½	\$229.00

TYPICAL OS24

MODEL #	QTY	DESCRIPTION	W x D x H	LIST PRICE
PL181R	1	Credenza w/Corner Ext - Rt	66 x 24/36 x 29½	\$539.00
PL179	1	Reversible Return	30 x 24 x 29½	\$229.00
PL166	1	Deluxe Full Pedestal - B/B/F	15½ x 22 x 28½	\$449.00
PL140OH	1	Open Hutch	66 x 15 x 36	\$529.00
PL40SGD	1	Silver Frame Glass Doors	18 x ½ x 15¾	\$249.00
PL117	1	Tack Board (Visconti Fabric)	68¾ x ½ x 16½	\$209.00
PL207	1	Wardrobe Unit	23¾ x 23¾ x 65½	\$1,599.00

TYPICAL OS36

MODEL #	QTY	DESCRIPTION	W x D x H	LIST PRICE
PL181R	1	Credenza w/Corner Ext. - Rt	66 x 24/36 x 29½	\$539.00
PL179	1	Reversible Return	30 x 24 x 29½	\$229.00
PL166	1	Deluxe Full Pedestal - B/B/F	15½ x 22 x 28½	\$449.00
PBTC66L	1	Corner Transaction Top - Left	72 x 12 x 1	\$209.00
PBTC66R	1	Corner Transaction Top - Right	72 x 12 x 1	\$209.00
PBP12	3	Posts	1¾ x 1¾ x 11¾	\$109.00 ea.
PB21266ACR	2	Acrylic Panel	66 x ¾ x 12	\$255.00 ea.

OS Laminate Collection by OfficeSource™ TYPICALS



TYPICAL OS4
Total List: \$3,682.00
Excludes Accessories.
Overall Dimensions:
107"W x 89"D x 65½"H

TYPICAL OS4

MODEL #	QTY	DESCRIPTION	W x D x H	LIST PRICE
PL177L	1	Desk w/Corner Extension - Lt	71 x 30/36/48 x 29½	\$749.00
PL193	1	Bridge	35 x 24 x 29½	\$219.00
PL143	1	Credenza Shell	71 x 24 x 29½	\$379.00
PL166	1	Deluxe Full Pedestal - B/B/F	15½ x 22 x 28½	\$449.00
PL144OH	1	Open Hutch	71 x 15 x 36	\$539.00
PL44SGD	2	Silver Frame Glass Doors	17 x ¼ x 15¼	\$249.00 ea.
PL150	1	Personal Unit	18 x 24 x 65½	\$849.00

TYPICAL OS147
Total List: \$2,544.00
Excludes Accessories.
Overall Dimensions:
101"W x 71"D x 65½"H

TYPICAL OS147

MODEL #	QTY	DESCRIPTION	W x D x H	LIST PRICE
PL133LA	1	Bullet w/Corner Extension - Lt	71 x 30/42 x 29½	\$699.00
MS725ESI	1	Silver Leg	6½"Dia x 30"H	\$159.00
PL193	1	Bridge	35 x 24 x 29½	\$219.00
PL143	1	Credenza Shell	71 x 24 x 29½	\$379.00
PL144OH	1	Open Hutch	71 x 15 x 36	\$539.00
PL44LD	2	Laminate Doors (Sets of 2)	17¾ x ½ x 15¼	\$50.00 ea.
PL166	1	Deluxe Full Pedestal - B/B/F	15½ x 22 x 28½	\$449.00



TYPICAL OS96
Total List: \$1,925.00
Excludes Accessories.
Overall Dimensions:
66"W x 66"D x 65½"H

TYPICAL OS96

MODEL #	QTY	DESCRIPTION	W x D x H	LIST PRICE
PL181L	1	Credenza w/Corner Extension - Lt	66 x 24/36 x 29½	\$539.00
PL179	1	Reversible Return	30 x 24 x 29½	\$229.00
PL107	1	Hanging 3/4 Pedestal - B/F	15½ x 22 x 19	\$319.00
PL140OH	1	Open Hutch	66 x 15 x 36	\$529.00
PL40LD	2	Laminate Doors (Sets of 2)	17¾ x ½ x 15¼	\$50.00 ea.
PL117	1	Tack Board (Visconti Fabric)	64 x ½ x 16½	\$209.00

FINISHES IN STOCK:



Drawer Pulls - Cherry, Mahogany, Honey, Maple, come standard with Black pulls, while Espresso, Modern Walnut, Coastal Gray and White come standard with silver. Optional Silver and Square handles available for small up-charge.

OS Laminate Collection by OfficeSource™ TYPICALS



Shown in Modern Walnut & White



Environmentally Friendly

TYPICAL OS21
Total List: \$4,630.00
Excludes Seating & Accessories.
Overall Dimensions:
106½"W x 112"D x 65½"H

TYPICAL OS21

MODEL #	QTY	DESCRIPTION	W x D x H	LIST PRICE
PL189	1	Bow Front Desk Shell	71 x 36/41 x 29½	\$599.00
PL170	1	Bridge	47 x 24 x 29½	\$259.00
PL143	1	Credenza Shell	71 x 24 x 29½	\$379.00
PL166	1	Deluxe Full Pedestal - B/B/F	15½ x 22 x 28½	\$449.00
PL144OH	1	Open Hutch	71 x 15 x 36	\$539.00
PL44SGD	1	Silver Frame Glass Doors	17 x ¾ x 15¾	\$249.00
PL118	1	Tack Board (Gray Fabric)	68" x ½ x 16½	\$189.00
PL112	1	Two Drawer Lateral File	35½ x 22 x 29½	\$799.00
PL152	1	Storage Cabinet	35½ x 22 x 36	\$669.00
PL152SGD	1	Silver Frame Glass Cabinet Doors	16½ x ½ x 36	\$499.00



Shown in Espresso & White

TYPICAL OS9
Total List: \$3,372.00
Excludes Keyboard System & Accessories.
Overall Dimensions:
107"W x 71"D x 65½"H

TYPICAL OS9

MODEL #	QTY	DESCRIPTION	W x D x H	LIST PRICE
PL177L	1	Desk w/Corner Extension - Lt	71 x 30/36/48 x 29½	\$749.00
PL193	1	Bridge	35 x 24 x 29½	\$219.00
PL143	1	Credenza Shell	71 x 24 x 29½	\$379.00
PL112	1	Two Drawer Lateral File	35½ x 22 x 29½	\$799.00
PL144OH	1	Open Hutch	71 x 15 x 36	\$539.00
PL44SGD	2	Silver Frame Glass Doors	17 x ¾ x 15¾	\$249.00 ea.
PL118	1	Tack Board (Gray Fabric)	68" x ½ x 16½	\$189.00



Shown in Modern Walnut & White

TYPICAL OS36
Total List: \$2,472.00
Excludes Seating, Keyboard System & Accessories.
Overall Dimensions:
72"W x 72"D x 42"H*
*Includes Transaction Top

TYPICAL OS36

MODEL #	QTY	DESCRIPTION	W x D x H	LIST PRICE
PL181R	1	Credenza w/Corner Ext. - Rt	66 x 24/36 x 29½	\$539.00
PL179	1	Reversible Return	30 x 24 x 29½	\$229.00
PL166	1	Deluxe Full Pedestal - B/B/F	15½ x 22 x 28½	\$449.00
PBTC66L	1	Corner Transaction Top - Left	72 x 12 x 1	\$209.00
PBTC66R	1	Corner Transaction Top - Right	72 x 12 x 1	\$209.00
PBP12	3	Posts	1¾ x 1¾ x 11¾"	\$109.00 ea.
PB21266ACR	2	Acrylic Panel	66 x ¾ x 12	\$255.00 ea.

OS Laminate Collection by OfficeSource™ TYPICALS



Shown in Espresso & White

★ Gold Stars Indicate Product New for 2018.



Shown in White & Modern Walnut

⬆️ **TYPICAL OS110** ★
Total List: \$3,184.00
Excludes Accessories.
Overall Dimensions:
72"W x 108"D x 65½"H

⬅️ **TYPICAL OS97**
Total List: \$1,785.00
Excludes Seating & Accessories.
Overall Dimensions:
71"W x 78"D x 42½"H



Shown in Modern Walnut & White

⬅️ **TYPICAL OS98**
Total List: \$1,426.00
Excludes Seating & Accessories.
Overall Dimensions:
71"W x 36"D x 42½"H

TYPICAL OS110

MODEL #	QTY	DESCRIPTION	W x D x H	LIST PRICE
PL105	1	Desk Shell	71 x 30 x 29	\$469.00
PL166	1	Deluxe Full Pedestal - B/B/F	15½ x 22 x 28½	\$449.00
PL144OH	1	Open Hutch	71 x 15 x 36	\$539.00
PL44LD	1	Laminate Hutch Doors	17¾ x ½ x 15¼	\$50.00
PL44CHD	1	Center Hutch Divider	12 x 34 x 13	\$99.00
GBM1769WH	1	Magnetic Glass White Board	69 x ½ x 17	\$299.00
PLT2448	1	Return Top	48 x 24 x 1	\$229.00
PLT3072	1	Main Desk Top	72 x 30 x 1	\$329.00
PLTULEG30	2	Unite Leg	29½ x 1 11/16 x 28½	\$229.00 ea.
PLTCBBDESKBEAM72	1	Top Support Beam	67¾ x 2 x 1	\$187.00
PLTFB	4	Flat Brackets		\$19.00 ea.

TYPICAL OS97

MODEL #	QTY	DESCRIPTION	W x D x H	LIST PRICE
PL169NTT	1	Reception Desk Shell	71 x 30 x 40½	\$580.00
PL169TT	1	Transaction Top	71 x 17¾ x 1	\$129.00
PL169RISERBRU	1	Metal Counter Riser	3/4 Dia x 1 H	\$79.00
PL180	1	Reception Return Shell	42 x 24 x 40½	\$359.00
PL107	2	Hanging 3/4 Pedestal - B/F	15½ x 22 x 19	\$319.00 ea.

TYPICAL OS98

MODEL #	QTY	DESCRIPTION	W x D x H	LIST PRICE
PL169NTT	1	Reception Desk Shell	71 x 30 x 40½	\$580.00
PL169TT	1	Transaction Top	71 x 17¾ x 1	\$129.00
PL169RISERBRU	1	Metal Counter Riser	3/4 Dia x 1 H	\$79.00
PL107	2	Hanging 3/4 Pedestal - B/F	15½ x 22 x 19	\$319.00 ea.

FINISHES IN STOCK:



Drawer Pulls - Cherry, Mahogany, Honey, Maple, come standard with Black pulls, while Espresso, Modern Walnut, Coastal Gray and White come standard with silver. Optional Silver and Square handles available for small up-charge.

OS Laminate Encore Collection by OfficeSource™ TYPICALS



⬅️ **TYPICAL OS17**
Total List: **\$3,012.00**

Excludes Seating & Accessories.
Overall Dimensions:
107"W x 71"D x 65½"H



⬅️ **TYPICAL OS70**
Total List: **\$4,047.00**

Excludes Accessories.

*Black Pulls Standard on Maple Finish



*Black Pulls Standard on Maple Finish



⬆️ **TYPICAL OS52**
Total List: **\$3,638.00**
Excludes Accessories.

⬆️ **TYPICAL OS18**
Total List: **\$3,005.00**
Excludes Seating & Accessories.
Overall Dimensions:
90"W x 71"D x 65½"H

FINISHES IN STOCK:



TYPICAL OS17

MODEL #	QTY	DESCRIPTION	W x D x H	LIST PRICE
PLTARC71L	1	Arc Table w/Modesty Panel - Lt	71 x 48 x 29½	\$939.00
PLTLEGP	2	Post Leg	2½ Dia x 28½	\$99.00 ea.
PL193	1	Bridge	35 x 24 x 29½	\$219.00
PL143	1	Credenza Shell	71 x 24 x 29½	\$379.00
PL166	1	Deluxe Full Pedestal - B/B/F	15½ x 22 x 28½	\$449.00
PL144OH	1	Open Hutch	71 x 15 x 36	\$539.00
PL44LD	2	Laminate Hutch Doors	17¾ x ½ x 15¼	\$50.00 ea.
PL118	1	Tack Board (Gray Fabric)	68% x ½ x 16½	\$189.00

TYPICAL OS70

MODEL #	QTY	DESCRIPTION	W x D x H	LIST PRICE
PLTCRS71	1	Crescent Table Top	71 x 36 x 1	\$429.00
PLTLEGP	4	Post Leg	2½ Dia x 28½	\$99.00 ea.
PLTAP1548S	1	Acrylic Modesty Panel	48 x ¼ x 15	\$209.00
PLTSDTMSI	1	Screen Bracket (Set of 2)		\$55.00
PL143	1	Credenza Shell	71 x 24 x 29½	\$379.00
PL148	1	Mobile Pedestal - B/B/F	16 x 22 x 28½	\$599.00
PL149	1	Mobile Pedestal - F/F	16 x 22 x 28½	\$629.00
PLPULLHLNI	5	Silver Drawer Pulls		\$25.00 ea.
PL144OH	1	Open Hutch	71 x 15 x 36	\$539.00
PL44SGD	2	Silver Frame Glass Doors	17 x ¾ x 15¼	\$249.00 ea.
PL118	1	Tack Board (Gray Fabric)	68% x ½ x 16½	\$189.00

TYPICAL OS52

MODEL #	QTY	DESCRIPTION	W x D x H	LIST PRICE
PLTCRS71	1	Crescent Table Top	71 x 36 x 1	\$429.00
PLTLEGP	4	Post Leg	2½ Dia x 28½	\$99.00 ea.
PL112	1	Two Drawer Lateral File	35½ x 22 x 29½	\$799.00
PL113	1	Storage Cabinet	35½ x 22 x 29½	\$469.00
PL110	1	Top To Create Credenza	71 x 22 x 1	\$219.00
PL144OH	1	Open Hutch	71 x 15 x 36	\$539.00
PL44SGD	2	Silver Frame Glass Doors	17 x ¾ x 15¼	\$249.00 ea.
PL118	1	Tack Board (Gray Fabric)	68% x ½ x 16½	\$189.00
PLPULLHLNI	4	Silver Drawer Pulls		\$25.00 ea.

TYPICAL OS18

MODEL #	QTY	DESCRIPTION	W x D x H	LIST PRICE
PLTVEC66R	1	Vector Table Top	66 x 42 x 1	\$489.00
PLTLEGP	2	Post Leg	2½ Dia x 28½	\$99.00 ea.
PL143	1	Credenza Shell	71 x 24 x 29½	\$379.00
PL166	1	Deluxe Full Pedestal - B/B/F	15½ x 22 x 28½	\$449.00
PL144OH	1	Open Hutch	71 x 15 x 36	\$539.00
PL44SGD	2	Silver Frame Glass Doors	17 x ¾ x 15¼	\$249.00 ea.
PL118	1	Tack Board (Gray Fabric)	68% x ½ x 16½	\$189.00
PLTAP1548S	1	Acrylic Modesty Panel	48 x ¼ x 15	\$209.00
PLTSDTMSI	1	Screen Bracket (Set of 2)		\$55.00

Drawer Pulls - Cherry, Mahogany, Honey, Maple, come standard with black pulls, while Espresso, Modern Walnut, Coastal Gray and White come standard with silver. Optional Silver and Square handles available for small up-charge.

Borders II Collection by OfficeSource™ COMPONENTS



RECTANGULAR TRANSACTION TOP

Model #	Dimension	List Price
PBTR24	24"W x 12"D	\$129.00
PBTR30	30"W x 12"D	\$129.00
PBTR36	36"W x 12"D	\$159.00
PBTR42	42"W x 12"D	\$159.00
PBTR48	48"W x 12"D	\$169.00
PBTR60	60"W x 12"D	\$189.00
PBTR66	66"W x 12"D	\$199.00
PBTR71	71"W x 12"D	\$209.00



CORNER TRANSACTION TOP

Model #	Dimension	List Price
PBTC30L (Left)	30"W x 12"D	\$139.00
PBTC30R (Right)	30"W x 12"D	\$139.00
PBTC36L (Left)	36"W x 12"D	\$169.00
PBTC36R (Right)	36"W x 12"D	\$169.00
PBTC66L (Left)	66"W x 12"D	\$209.00
PBTC66R (Right)	66"W x 12"D	\$209.00
PBTC71L (Left)	71"W x 12"D	\$219.00
PBTC71R (Right)	71"W x 12"D	\$219.00



ACRYLIC PANELS

Model #	Dimension	List Price
PB21224ACR	24"W x 12"H	\$99.00
PB21230ACR	30"W x 12"H	\$119.00
PB21236ACR	36"W x 12"H	\$149.00
PB21248ACR	48"W x 12"H	\$199.00
PB21260ACR	60"W x 12"H	\$239.00
PB21266ACR	66"W x 12"H	\$255.00
PB21271ACR	71"W x 12"H	\$279.00



FABRIC PANELS

Model #	Dimension	List Price
PB21224	24"W x 12"H	\$99.00
PB21230	30"W x 12"H	\$109.00
PB21236	36"W x 12"H	\$129.00
PB21248	48"W x 12"H	\$179.00
PB21260	60"W x 12"H	\$219.00
PB21266	66"W x 12"H	\$239.00
PB21271	71"W x 12"H	\$269.00



COMBINATION FABRIC/ACRYLIC PANELS

Model #	Dimension	List Price
PB21224ACRVIS	24"W x 12"H	\$109.00
PB21230ACRVIS	30"W x 12"H	\$119.00
PB21236ACRVIS	36"W x 12"H	\$149.00
PB21248ACRVIS	48"W x 12"H	\$209.00
PB21260ACRVIS	60"W x 12"H	\$255.00
PB21266ACRVIS	66"W x 12"H	\$269.00
PB21271ACRVIS	71"W x 12"H	\$289.00



WHITEBOARD PANELS

Model #	Dimension	List Price
PB21230MWB	30"W x 12"H	\$159.00
PB21236MWB	36"W x 12"H	\$169.00



COMBINATION FABRIC/WHITEBOARD PANELS

Model #	Dimension	List Price
PB21230MWBVIS	30"W x 12"H	\$159.00
PB21236MWBVIS	36"W x 12"H	\$169.00

POSTS

Model #	Description	List Price
PBP12	12" Post	\$109.00
PBP24	24" Post	\$169.00
PBP36	36" Post	\$279.00

12" 24" 36"

YOUR CHOICE OF PANEL MATERIAL



Panel Fabric/Frame In Stock:


- **NEW!** Celestial Blue, **NEW!** Lime Green or Visconti Fabric w/Silver or Black Frame
- Acrylic or Whiteboard w/Silver or Black Frame
- Visconti Fabric w/Acrylic or Whiteboard Combo w/Silver or Black Frame
- Posts available in both Silver or Black

★ Gold Stars Indicate Product New for 2018.

Borders II Series - Symbol Key
See Page 1 For Detailed Information

Environmentally Friendly

TRANSACTION TOPS FINISHES IN STOCK:



Transaction Tops Finishes In-Stock: Cherry, Espresso, Mahogany, Honey, Maple, Modern Walnut, Coastal Gray

Training Tables by OfficeSource™

HOW TO ORDER

CUSTOM BUILD YOUR TRAINING OR MULTI-PURPOSE TABLE BY COMBINING TABLE TOPS AND BASES!



1 CHOOSE BASE STYLE & FINISH - 5 TO CHOOSE FROM

1. Flip Top + Nesting Base - Style 1 - (Silver & Black)
2. Flip Top + Nesting Base - Style 2 - (Silver, White, Black)
3. "T" Leg Base - Style 3 - (Black)
4. Post Leg Base - Style 4 - (Black or Silver)
5. Offset Square Leg Base - Style 5 - (Black, Silver & White)

2 CHOOSE A TOP STYLE - 4 TO CHOOSE FROM IN VARIOUS SIZES

1. Rectangular - Square Edge (Compatible w/all Bases)
2. Rectangular - Beveled Edge (Compatible w/all Bases)
3. Half Round - (Compatible w/T & Post Legs)
4. Trapezoid - (Compatible w/T & Post Legs)
5. Crescent - (Compatible w/T & Post Legs)

3 ACCESSORIZE - WITH MODESTY PANEL, GANGING HARDWARE, LOCKING CASTERS ON SELECT BASES



ADD OPTIONAL
MODESTY PANEL



FINISHES IN STOCK



Training Tables by OfficeSource™

COMPONENTS



Flip Top, Nesting - Style 1
w/Cherry Rectangular Top



Flip Top, Nesting - Style 2
w/Modern Walnut, Beveled Edge
Rectangular Top



"T" Leg Base - Style 3
w/Mahogany Rectangular Top
& Screen Modesty Panel

1 CHOOSE BASE STYLE



28½"H

FLIP TOP, NESTING BASE - STYLE 1 (Modesty Panel Included)

Finishes In Stock:
Black & Silver



28½"H

FLIP TOP, NESTING BASE - STYLE 2

Finishes In Stock:
White, Silver & Black



28"H

"T" LEG BASE - STYLE 3

Finish In Stock:
Black

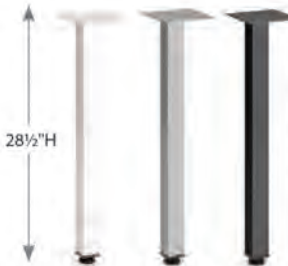
Optional Casters
Available for "T" Leg



28½"H

POST LEG BASE - STYLE 4

Finishes In Stock:
Black & Silver



28½"H

OFFSET SQUARE LEG BASE - STYLE 5

Finishes In Stock:
White, Silver & Black

FLIP TOP, NESTING BASE - (STYLE 1)

MODEL #	DESCRIPTION	LIST PRICE
PBF48	(For PLT2448 Top only)	\$369.00 ea.
PBF60	(For PLT2460 Top only)	\$419.00 ea.
PBF72	(For PLT2472 Top only)	\$449.00 ea.

"T" LEG BASE - (STYLE 3)

MODEL #	DESCRIPTION	LIST PRICE
PLTLEG24	(For 24"D Table Tops)	\$219.00 ea.
PLTLEG30	(For 30"D Table Tops)	\$239.00 ea.

OFFSET SQUARE LEG BASE - (STYLE 5)

MODEL #	DESCRIPTION	LIST PRICE
PLTSQPOSTLEG	(For All Table Tops)	\$169.00 ea.

FLIP TOP, NESTING BASE - (STYLE 2)

MODEL #	DESCRIPTION	LIST PRICE
PTLF48	(For 48"W Table Tops)	\$529.00 ea.
PTLF60	(For 60"W Table Tops)	\$549.00 ea.
PTLF72	(For 72"W Table Tops)	\$585.00 ea.

POST LEG BASE - (STYLE 4)

MODEL #	DESCRIPTION	LIST PRICE
PLTLEGP	(For All Table Tops)	\$99.00 ea.

***Please Note:** Tops 60" or larger require the purchase of a stiffener bar when using base style 3, (PLT60MS or PLT72MS).

TABLE HARDWARE & CASTERS

MODEL #	DESCRIPTION	LIST PRICE
*PLT60MS	60" Stiffener Support (For Tops 60" or larger stiffener required for Leg Style 3)	\$39.00
*PLT72MS	72" Stiffener Support (For Tops 72" stiffener required for Leg Style 3)	\$49.00
PLTFB	Flat Bracket	\$19.00
PLTGC	Ganging Hardware	\$49.00
PLTTS	Thumb Screws (Pkg of 4)	\$19.00
**PLTCS	Locking Casters (Set of 2)	\$39.00



Flat Bracket



Ganging Bracket



Thumb Screws

OPTIONAL MODESTY PANELS



SCREEN MODESTY PANEL (All Panels -12"H)
(For "T", Post & Square Leg Bases.)

MODEL #	DESCRIPTION	LIST PRICE
PLTM48	(For 48"W Table Tops)	\$99.00
PLTM60	(For 60"W Table Tops)	\$109.00
PLTM72	(For 72"W Table Tops)	\$119.00

Finish In Stock: Black



MODESTY PANEL WITH AN
INTEGRAL CABLE TROUGH

MODESTY PANEL (All Panels -12"H)
(For Flip Top Nesting Table Bases - Style 2)

MODEL #	DESCRIPTION	LIST PRICE
PTLFMOD48	(For 48"W Table Tops)	\$79.00
PTLFMOD60	(For 60"W Table Tops)	\$89.00
PTLFMOD72	(For 72"W Table Tops)	\$99.00

Finishes In Stock: White, Silver & **NEW!** Black

Training Tables by OfficeSource™ COMPONENTS



2 CHOOSE WORK SURFACE STYLE, SIZE & SHAPE



RECTANGULAR TOPS

MODEL #	DIMENSION	LIST PRICE
PLT2436	36"W x 24"D	\$199.00
PLT2442	42"W x 24"D	\$219.00
PLT2448	48"W x 24"D	\$229.00
PLT2460	60"W x 24"D	\$259.00
PLT2466	66"W x 24"D	\$279.00
PLT2472	72"W x 24"D	\$279.00
PLT3036	36"W x 30"D	\$219.00
PLT3048	48"W x 30"D	\$249.00
PLT3060	60"W x 30"D	\$309.00
PLT3066	66"W x 30"D	\$329.00
PLT3072	72"W x 30"D	\$329.00
PLT3672	72"W x 36"D	\$399.00



RECTANGULAR "BEVELED EDGE" TOPS

MODEL #	DIMENSION	LIST PRICE
PLBE2448	48"W x 24"D	\$279.00
PLBE2460	60"W x 24"D	\$309.00
PLBE2472	72"W x 24"D	\$349.00
PLBE3048	48"W x 30"D	\$339.00
PLBE3060	60"W x 30"D	\$369.00
PLBE3072	72"W x 30"D	\$399.00



HALF ROUND TOPS

MODEL #	DIMENSION	LIST PRICE
PLT2448HR	48"W x 24"D	\$219.00
PLT3060HR	60"W x 30"D	\$359.00



CRESCENT TOPS

MODEL #	DIMENSION	LIST PRICE
PLT24QR	30"W x 24"D	\$169.00
PLT30QR	36"W x 30"D	\$209.00



120 DEGREE TOP

MODEL #	DIMENSION	LIST PRICE
PLT120D2436	62¼"W x 38¾"D	\$399.00



TRAPEZOID TOPS

MODEL #	DIMENSION	LIST PRICE
PLT2448T	48"W x 24"D	\$249.00
PLT3048T	48"W x 30"D	\$269.00

***Please Note:** Tops 60" or larger require the purchase of a stiffener bar (PLT60MS or PLT72MS).



3 CHOOSE FINISH



FINISHES IN STOCK - RECTANGULAR BEVELED TOPS



FINISHES IN STOCK - RECTANGULAR, 120 DEGREE, TRAPEZOID, HALF ROUND & CRESCENT TOPS



OS Conference Tables by OfficeSource™ - BOAT SHAPE TOPS



OSCONFERENCE2
Total List: **\$1,796.00**
Includes: (1) PL236, (1) PL100
Excludes Seating & Power Insert.

BOAT SHAPE CONFERENCE TABLE W/SLAB BASE

MODEL #	LENGTH	DIMENSION	LIST PRICE
PL235	6' Table Length	72"W x 20/35"D x 29½"H	\$519.00
PL236	8' Table Length	95"W x 28/44"D x 29½"H	\$917.00
PL237*	10' Table Length	120"W x 32/48"D x 29½"H	\$1,468.00
PL238*	12' Table Length	144"W x 32/48"D x 29½"H	\$2,017.00

*Two Piece Tops, Two Grommets

BOAT SHAPE CONFERENCE TABLE W/ELLIPTICAL BASE**

MODEL #	LENGTH	DIMENSION	LIST PRICE
PLELP236	8' Table Length	95"W x 28/44"D x 29½"H	\$1,537.00
PLELP237*	10' Table Length	120"W x 32/48"D x 29½"H	\$2,088.00
PLELP238*	12' Table Length	144"W x 32/48"D x 29½"H	\$2,967.00

**Cherry, Mahogany, Honey, Maple come standard with black trim legs, while Espresso, Modern Walnut, White & Coastal Gray come standard with silver.

PRESENTATION BOARD

PL100
48"W x 48"H
List: \$879.00



★ NEW!
4 SIDED MOBILE POWER TOWER ★
OSF8000SI
• Per Side: 2 Electrical Sockets; 2 USB Jacks; On/off Switch
• 14' Power Cord
List: \$999.00



NOTE: Wire grommets standard on all tables.

POWER GROMMET INSERT



OPTIONAL POWER INSERT PLTBPOWER

• 2 Power Outlets
• 1 Data Outlet; 1 Phone Outlet
• 1 USB Port; 1 HDMI Port
• 8' Power Cord
• Colors: (BLK) Black or (SI) Silver
List: \$519.00

OS Laminate Series - Symbol Key
See Page 1 For Detailed Information

Environmentally Friendly



Ready to Assemble
Some items in this series come ready-to-assemble.

Finishes In Stock: Cherry, Mahogany, Honey, Maple, Espresso, Modern Walnut, White & Coastal Gray

OS Conference Tables by OfficeSource™

EXPANDABLE

**EXPANDABLE TABLES!
TWO-TONE OPTION AVAILABLE!**

Table Size	People
6 Foot	6
8 Foot	8
10 Foot	10
12 Foot	12
14 Foot	14
16 Foot	16
18 Foot	18
20 Foot	20
22 Foot	22
24 Foot	24
26 Foot	26
28 Foot	28
30 Foot	30



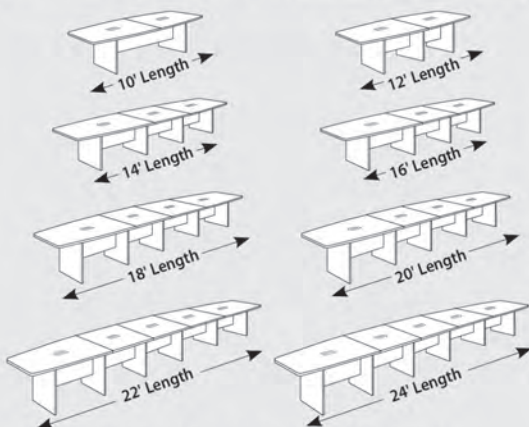
**BOAT SHAPE WITH
ELLIPTICAL BASE**

Elliptical Base

*Shown w/Optional Silver Power Grommet Insert

Shown (1) PLCB16 - 16' Table

SAMPLE OF TABLE SIZES



Additional Sizes Available Call For Details.

Boat Shaped Conference Table w/Slab Base - 48"D x 29-1/2"H

MODEL #	LENGTH	LIST PRICE
PL237*	10' Length	\$1,468.00
PL238*	12' Length	\$2,017.00
PLCB14	14' Length	\$2,484.00
PLCB16	16' Length	\$2,864.00
PLCB18	18' Length	\$3,331.00
PLCB20	20' Length	\$3,711.00
PLCB22	22' Length	\$4,178.00
PLCB24	24' Length	\$4,558.00
PLCB26	26' Length	\$5,025.00
PLCB28	28' Length	\$5,405.00
PLCB30	30' Length	\$5,872.00


*Two Piece Tops, Two Grommets

**Cherry, Mahogany Honey & Maple come standard with black trim legs, while Espresso, Modern Walnut, White & Coastal Gray come standard with silver.

Boat Shaped Conference Table w/Elliptical Base - 48"D x 29-1/2"H

MODEL #	LENGTH	LIST PRICE
PLELP237*	10' Length	\$2,088.00
PLELP238*	12' Length	\$2,967.00
PLCBELP14	14' Length	\$3,923.00
PLCBELP16	16' Length	\$4,303.00
PLCBELP18	18' Length	\$5,259.00
PLCBELP20	20' Length	\$5,639.00
PLCBELP22	22' Length	\$6,595.00
PLCBELP24	24' Length	\$6,975.00
PLCBELP26	26' Length	\$7,931.00
PLCBELP28	28' Length	\$8,311.00
PLCBELP30	30' Length	\$9,267.00

FINISHES IN STOCK:



PLEASE NOTE: Wire grommets standard on all tables.



Environmentally Friendly



Some items in this series come ready-to-assemble.

Optional Power Insert PLTBPOWER

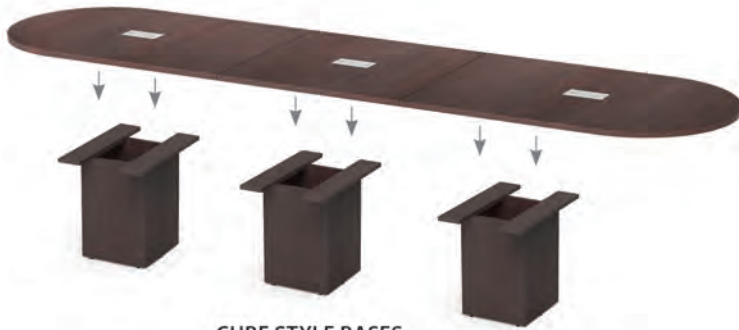
- 2 Power Outlets; 1 Data Outlet
- 1 Phone; 1 USB Port; 1 HDMI Port
- 8' Power Cord
- Colors: (BLK) Black or (SI) Silver
- List: \$519.00

POWER GROMMET INSERT



Conference/Multi-Purpose Tables by OfficeSource™

CUSTOM BUILD YOUR TRAINING OR MULTI-PURPOSE TABLE BY COMBINING TABLE TOPS AND BASES!



CUBE STYLE BASES

(Available in both Standard 29"H & Café - 41"H)



BOARD STYLE BASES



UNITE INSET BASE

Not stand alone base.

OBLIQUE STYLE BASES

Can be combined with Unite Inset Leg.



CUBE & UNITE INSET COMBO

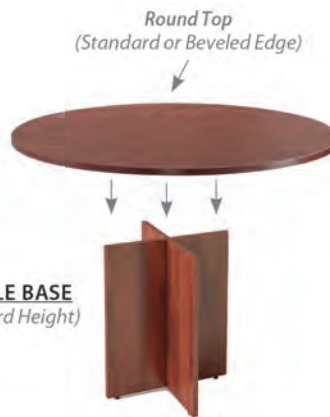
Unite Inset Leg Compatible with Cube & Oblique Bases.



*Racetrack Top
(Mix & Match Finish Choices)*

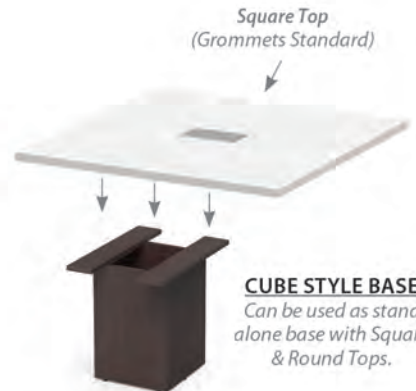
CUBE STYLE BASE

(Standard or Café Height)



*Round Top
(Standard or Beveled Edge)*


X STYLE BASE
(Standard Height)



*Square Top
(Grommets Standard)*

CUBE STYLE BASE
*Can be used as stand
alone base with Square
& Round Tops.*

LAMINATE FINISHES IN STOCK:



COMPATIBLE TOP SHAPES
Racetrack, Boatshape,
Rectangular, Square,
Rectangular Beveled
& Round Beveled

Table Collection - Symbol Key
See Page 1 For Detailed Information

Environmentally Friendly

Ready to Assemble

Some items in this series come ready-to-assemble.

Conference/Multi-Purpose Tables by OfficeSource™

HOW TO ORDER **1** FIRST - SELECT YOUR TABLE SHAPE, SIZE & FINISH

CHOOSE FROM - Boatshape, Racetrack, Rectangular, Rectangular Beveled Edge, Round, Round Beveled Edge, Round Glass or Square



RECTANGULAR BEVELED EDGE BOARD TOPS

MODEL #	DESCRIPTION	DIMENSION	LIST PRICE
PLBE539	4' Rectangular Beveled Top	48"W x 48"D x 1"H	\$499.00
PLBE537	5' Rectangular Beveled Top	60"W x 48"D x 1"H	\$559.00
PLBE538	6' Rectangular Beveled Top	72"W x 48"D x 1"H	\$599.00

RACETRACK TOPS

MODEL #	DESCRIPTION	DIMENSION	LIST PRICE
PL136T	8' Racetrack Top	95"W x 44"D	\$509.00
PL137THALF*	10' Racetrack Top	120"W x 47¼"D	\$990.00
PL138THALF* (2 ea.)	12' Racetrack Top	144"W x 47¼"D	\$1,360.00

BOAT SHAPE TOPS

MODEL #	DESCRIPTION	DIMENSION	LIST PRICE
PL236T	8' Boat Shape Top	95"W x 44"D	\$509.00
PL237THALF* (2 ea.)	10' Boat Shape Top	120"W x 47¼"D	\$990.00
PL238THALF* (2 ea.)	12' Boat Shape Top	144"W x 47¼"D	\$1,360.00

SQUARE & HALF TOPS

MODEL #	DESCRIPTION	DIMENSION	LIST PRICE
PL139T	4' Square Top Section	47¼"W x 47¼"D	\$499.00
PL137THALF	1/2 Racetrack Top	47¼"W x 60½"D	\$495.00
PL237THALF	1/2 Boat Shape Top	47¼"W x 60½"D	\$495.00
PL138THALF	1/2 Racetrack Top	47¼"W x 72½"D	\$680.00
PL238THALF	1/2 Boat Shape Top	47¼"W x 72½"D	\$680.00

Note: Wire grommets standard on all tops. Two Piece Tops, Two Grommets



ROUND & SQUARE TOPS

MODEL #	DESCRIPTION	DIMENSION	LIST PRICE
PLT24R	24" Round Top	24" Diameter	\$139.00
PLT30R ★	30" Round Top	30" Diameter	\$169.00
PLT36R	36" Round Top	36" Diameter	\$199.00
PLT42R	42" Round Top	42" Diameter	\$229.00
PLT48R	48" Round Top	48" Diameter	\$279.00
PLBE24R	24" Round Beveled Top	24" Diameter	\$169.00
PLBE30R	30" Round Beveled Top	30" Diameter	\$209.00
PLBE36R	36" Round Beveled Top	36" Diameter	\$249.00
PLBE42R	42" Round Beveled Top	42" Diameter	\$289.00
PLBE48R	48" Round Beveled Top	48" Diameter	\$359.00
PGT24RCLEAR ★	24" Round Clear Glass Top	24" Diameter	\$319.00
PGT36RCLEAR ★	36" Round Clear Glass Top	36" Diameter	\$419.00
PLT24S	24" Square Top	24"W x 24"D	\$139.00
PLT30S ★	30" Square Top	30"W x 30"D	\$169.00
PLT36S	36" Square Top	36"W x 36"D	\$199.00
PLT42S	42" Square Top	42"W x 42"D	\$229.00
PLT48S	48" Square Top	48"W x 48"D	\$279.00

RECTANGULAR TOPS

MODEL #	DESCRIPTION	DIMENSION	LIST PRICE
PLT2460*	Rectangular Top	60"W x 24"D	\$259.00
PLT2466*	Rectangular Top	66"W x 24"D	\$279.00
PLT2472*	Rectangular Top	72"W x 24"D	\$279.00
PLT3060*	Rectangular Top	60"W x 30"D	\$309.00
PLT3066*	Rectangular Top	66"W x 30"D	\$329.00
PLT3072*	Rectangular Top	72"W x 30"D	\$329.00
PLBE2460*	Rectangular Beveled Top	60"W x 24"D	\$309.00
PLBE2472*	Rectangular Beveled Top	72"W x 24"D	\$349.00
PLBE3060*	Rectangular Beveled Top	60"W x 30"D	\$369.00
PLBE3072*	Rectangular Beveled Top	72"W x 30"D	\$399.00

*Please Note: Require two bases.



OPTIONAL POWER INSERT PLTBPOWER

- 2 Power Outlets; 1 Data Outlet
 - 1 Phone; 1 USB Port; 1 HDMI Port
 - 8' Power Cord
 - Colors: (BLK) Black or (SI) Silver
- List: \$519.00



Conference/Multi-Purpose Tables by OfficeSource™

HOW TO ORDER **2** SECOND - SELECT YOUR BASE STYLE



**RACETRACK TOP
W/OBLIQUE & UNITE BASES**
PL137THALF (2), PL139T, PLTVALEG3642 (2),
PLTULEG4860ILCMB (2), PLTRETSSUPPORT (12)

**RACETRACK TOP
W/CUBE BASE**
PL136T w/PLCUBE (2)

**SQUARE TOP
W/CUBE BASE**
PL139T, PLCUBE20

**ROUND TOP
W/TRI-LEG BASE**
PLBE30R, PLVLEG128 (3)

**RECTANGULAR TOP
W/SQUARE POST BASE**
PLT2472, PLTPOSTSQCBB,
PLTMAINDESKBEAM72 (2),
PLTMAINDESKBEAM24 (1)

OBLIQUE, TRI-LEG, UNITE INSET, BOARD, ARC, CUBE & SQUARE POST BASES



★ **OBLIQUE LEG**

★ **TRI-LEG**

**UNITE
INSET LEG**

BOARD TABLE BASE

ARC LEG

CUBE BASE
(29" or 41" High Option)

★ **SQUARE POST BASE**
(w/CBB Brackets)

OBLIQUE, UNITE, TRI-LEG, SQUARE POST TABLE BASES

MODEL #	DESCRIPTION	DIMENSIONS	LIST PRICE
PLTVALEG2430 ★	Oblique Leg Base	23¼"W x 5"D x 28½"H	\$189.00
PLTVALEG3642 ★	Oblique Leg Base	35"W x 5"D x 28½"H	\$249.00
PLTVALEG4860 ★	Oblique Leg Base	43¼"W x 5"D x 28½"H	\$289.00
PLTVLEG128 ★	Tri-Leg (Single Leg)	1"W x 5"D x 29½"H	\$89.00
PLTULEG4860ILCMB	Unite Inset Leg	35"W x 10½"D x 28½"H	\$499.00
PLTULEG4860ILMB41*	Unite Inset Leg	35"W x 10½"D x 41½"H	\$399.00
PLTULEG4860C41	Unite Inset Leg Cover	16"W x 1"D x 36¼"H	\$219.00
PLTARCLEG2430	Arc Leg Base	23¼"W x 1½"D x 28½"H	\$195.00
PLTARCLEG4860	Arc Leg Base	43¼"W x 1½"D x 28½"H	\$205.00
PLTPOSTSQCBB ★	Square Post Leg w/CBB Brackets (4 pack)		\$289.00

Please Note: *Café Height base can be used with rectangular tops, but require two bases.
Table Base Heights are overall heights including table top and base.

CUBE & BOARD TABLE BASE

MODEL #	DESCRIPTION	DIMENSION	LIST PRICE
PLTBTB32BRU	Board Table Base	32"W x 16"D x 28½"H	\$529.00
PLCUBE20	Cube Table Base	19½"W x 19½"D x 29½"H	\$369.00
PLCUBE2040	Pedestal Cube Table Base	21¼"W x 21¼"D x 40½"H	\$399.00

Laminate Finishes In Stock: Cherry, Mahogany, Honey, Maple, Espresso, Modern Walnut, White & Coastal Gray

TABLE HARDWARE - Beams & Supports for Oblique Bases Only.

ADD BEAMS	LIST PRICE
PLTMAINDESKBEAM24 (Pair) ★	\$69.00
PLTMAINDESKBEAM30 (Pair) ★	\$89.00
PLTMAINDESKBEAM36 ★	\$59.00
PLTMAINDESKBEAM48	\$69.00
PLTMAINDESKBEAM60	\$85.00
PLTMAINDESKBEAM66	\$99.00
PLTMAINDESKBEAM72	\$109.00
PLTRETSSUPPORT	\$59.00
PLTMBMBC Beam Connector (Pair)	\$49.00

ADD BEAMS

For complete specifications and details; please call your sales representative for details.

★ Gold Stars Indicate Product New for 2018.

(Metal Bases) - Finishes In Stock

Oblique: Silver & White
Unite Inset (28½"): Silver & White
Unite Inset (41½"): Silver
Tri-Leg: Silver & White
Board Table: Brushed Aluminum
Square Post: Silver
Arc: White

★ **NEW!**

4 SIDED MOBILE POWER TOWER ★

OSF8000SI
• Per Side: 2 Electrical Sockets; 2 USB Jacks; On/off Switch
• 14' Power Cord
• 39½" High
List: \$999.00



PLEASE SEE VARIANT COLLECTION FOR ADDITIONAL BASE OPTIONS.

Conference/Multi-Purpose Tables by OfficeSource™

STANDARD HEIGHT BASES

All Metal Bases Available in Standard or Café Height;
Round, Square and 4 Prong also Available in Coffee Height



TABLE BASES - (CROSS) – Standard - 29"H or Café - 41"H

MODEL #	DESCRIPTION	LIST PRICE
PLTXBM24BLK	Standard Base - Black (Fits up to 36" Tops)	\$189.00
PLTXBM24CHRM	Standard Base - Chrome (Fits up to 36" Tops)	\$219.00
PLTXBM33BLK	Standard Base - Black (Fits up to 48" Tops)	\$219.00
PLTXBM33CHRM	Standard Base - Chrome (Fits up to 48" Tops)	\$239.00
PLTXBM3341BLK	Café Height Base - Black (Fits up to 36" Tops)	\$279.00
PLTXBM3341CHRM	Café Height Base - Chrome (Fits up to 36" Tops)	\$299.00

Cross Bases Finishes In-Stock: BLK Black, CHRM Chrome

TABLE BASES - (4 PRONG) – Coffee - 19", Standard - 29"H or Café - 41"H

MODEL #	DESCRIPTION	LIST PRICE
PLTHDXB2319BRU★	Coffee Height Base (Fits up to 36" Tops)	\$429.00
PLTHDXB2328BRU★	Standard Base (Fits up to 36" Tops)	\$449.00
PLTHDXB2341BRU★	Café Height Base (Fits up to 24" Tops)	\$499.00
PLTHDXB3019BRU★	Coffee Height Base (Fits up to 48" Tops)	\$539.00
PLTHDXB3028BRU★	Standard Base (Fits up to 48" Tops)	\$559.00
PLTHDXB3041BRU★	Café Height Base (Fits up to 36" Tops)	\$609.00

4 Prong Bases Finish In-Stock: BRU Brushed Aluminum

Please Note: Café Height base can be used with rectangular tops, but require two bases.



Gold Stars Indicate Product New for 2018.

TABLE BASES - (ROUND & SQUARE)

Coffee Height - 19"H, Standard - 29"H or Café - 41"H

MODEL #	DESCRIPTION	LIST PRICE
PLTRB2319BRU	Coffee Height Round Base (Fits up to 36" Tops)	\$379.00
PLTRB2328BRU	Standard Round Base (Fits up to 42" Tops)	\$389.00
PLTRB2341BRU	Café Height Round Base (Fits up to 36" Tops)	\$419.00
PLTSQ2319BRU	Coffee Height Square Base (Fits up to 36" Tops)	\$419.00
PLTSQ2328BRU	Standard Square Base (Fits up to 42" Tops)	\$429.00
PLTSQ2341BRU	Café Height Square Base (Fits up to 36" Tops)	\$469.00

Round & Square Base Finish In-Stock: BRU Brushed Aluminum

X & ADJ. HEIGHT TABLE BASES - 28½"H

MODEL #	DESCRIPTION	LIST PRICE
PLWXB3642	X Base (For 36" & 42" Tops)	\$169.00
PLWXB48	X Base (For 48" Top)	\$209.00

MODEL #	DESCRIPTION	LIST PRICE
PLTPGLB5Q31	Height Adjustable Base (Pneumatic Lift) (Fits PLBE30R, PLTBE36R, PLTBE36S, PLT36R & PLT36S Tops)	\$729.00

Height Adjustable Base Finish In-Stock: BLK Black

OS Panels by OfficeSource™

UPHOLSTERED PANELS

MODEL #	DIMENSION	LIST PRICE
SP4224	24"W x 42"H	\$269.00
SP4230	30"W x 42"H	\$289.00
SP4236	36"W x 42"H	\$329.00
SP6624	24"W x 66"H	\$329.00
SP6630	30"W x 66"H	\$369.00
SP6636	36"W x 66"H	\$399.00
SP6648	48"W x 66"H	\$489.00
SP6660	60"W x 66"H	\$559.00
SP6672	72"W x 66"H	\$669.00

OPAQUE VIEW-THROUGH PANELS

MODEL #	DIMENSION	LIST PRICE
SPG6624	24"W x 66"H	\$389.00
SPG6630	30"W x 66"H	\$429.00
SPG6636	36"W x 66"H	\$489.00

ACCESSORIES

MODEL #	DESCRIPTION	LIST PRICE
SP242	2 Way Corner connector 42"	\$59.00
SP266	2 Way Corner connector 66"	\$99.00
SP342	3 Way T connector 42"	\$79.00
SP366	3 Way T connector 66"	\$119.00
SP442	4 Way + connector 42"	\$79.00
SP466	4 Way + connector 66"	\$119.00
SPPG24	24" Filler For 42" to 66"	\$25.00
SPCAP24	End Cap 24"	\$20.00
SPCAP42	End Cap 42"	\$25.00
SPCAP66	End Cap 66"	\$35.00
SPBASE1	Support Foot	\$49.00
SPWM42	Wall Mount Kit 42"	\$59.00
SPWM66	Wall Mount Kit 66"	\$89.00
SPSH36	36"W Laminate Shelf (Charcoal)	\$139.00
SPSB2	Pair of Shelf Brackets	\$59.00
SPTB	Top Bracket for Stabilizing Straight run of Panels	\$7.00



**UPHOLSTERY
& FINISH IN STOCK**

Pewter/Charcoal



Some items in this series come ready-to-assemble.



Environmentally Friendly

ACCESSORIES

STANDING DESK RISERS + SPINE CORD MANAGEMENT

StandUp PNEUMATIC DESK RISER

Converts Table Top to Healthy Standing Workstation

Easy touch pneumatic height adjustment of the OfficeSource® Sit and Stand risers allow for a quick, simple and affordable way to turn any desk into an ergonomic work surface. Experience a healthier way to work... burn more calories, improve posture, decrease risk of carpal tunnel, arthritis and back pain.

PNEUMATIC DESK RISER

SS3221BLK

- Height Adjustable Keyboard & Monitor Stand
- Easy Touch Pneumatic height Adjustment
- Vacuum Sealed Surfaces
- Holds up to 33 Lbs.

Overall Upright: 31½"W x 21½"D x 16"H

Overall Lowered: 31½"W x 25¾"D x 8"H

Wood Top Platform: 31½"W x 20½"D

Keyboard Platform: 24½"W x 8½"D

List: \$599.00

Color In Stock: BLK Black



Some items in this series come ready-to-assemble.



*Monitor Arms Not Included.



#SS3221BLK



#SS3221BLK

*Monitor Arms Not Included.



Tribeca Collection by OfficeSource™



**SLEEK EUROPEAN
STYLING!**

TRIBECA SOFA

9683
Overall: 70"W x 29"D x 32"H
Seat: 60"W x 20"D x 18"H
List: \$1,699.00

TRIBECA LOVESEAT

9682
Overall: 50½"W x 29"D x 32"H
Seat: 40½"W x 20"D x 18"H
List: \$1,349.00

TRIBECA CLUB CHAIR

9681
Overall: 31½"W x 29"D x 32"H
Seat: 21"W x 20"D x 18"H
List: \$929.00

COFFEE TABLE

ALPD102
49"W x 24"D x 16"H
List: \$619.00

END TABLE

ALPD103
24"W x 24"D x 20"H
List: \$459.00

**TRIBECA CLUB CHAIR WITH
CARBONIZED FINISHED TABLET ARM**

9681TA
• Right Hand Only
Overall: 31½"W x 29"D x 32"H
Seat: 21"W x 20"D x 18"H
Tablet Arm: 15¾"W x 11¾"D x 26½"H
List: \$1,229.00



**UPHOLSTERY
IN STOCK:**

(BLK) Black
(PER-BL01BLK)



(WHT) White
(PER-V260WHT)



**TABLET ARM
FINISH IN STOCK:**

Carbonized Finish



**FINISHES
IN STOCK:**

Cherry



Mahogany



Upholstery in Stock: BLK Black Bonded Leather (PER-BL01BLK),
WHT White Leather-Soft Vinyl™ (PER-V260WHT) w/Silver Legs

CoolMesh Collection

CUSTOM BUILD THESE CHAIRS!

**IN STOCK
READY TO SHIP!
OVER 50 COMBINATIONS!**

- 1 CHOOSE CHAIR STYLE - 5 TO CHOOSE FROM**
 (A) Multi-Function High Back - (7704ASNS)
 (B) Synchro High Back - (7701ANS)
 (C) Multi-Function Mid Back - (7754ASNS)
 (D) Swivel/Tilt High Back - (7721ANS)
- 2 CHOOSE CHAIR SEAT - 11 TO CHOOSE FROM**
 Leather or Vinyl Seat, Mesh Seat, Black, Basil, Blue, Burgundy, Orange, Lime, Red or Celestial Blue Fabric Seat.
- 3 TURN 7704ASNS, 7721ANS, 7701ANS INTO AN "EXECUTIVE" CHAIR BY ADDING OPTIONAL HEADREST**
 - (List \$60.00)
- 4 CHAIRS ARE STANDARD WITH BLACK BASE. ADD MORE DESIGN APPEAL BY ADDING OPTIONAL ALUMINUM BASE - (List \$139.00)**



CoolMesh Multi-Function, High Back w/Seat Slider, Standard Black Base, Black Mesh Back & Adj. Arms 7704ASNS

Overall: 25½"W x 26"D x 40½-44"H
 Seat: 21"W x 19½"D x 18½-22"H
 w/Fabric or PVC Seat List: \$639.00
 w/Mesh Seat List: \$699.00
 w/Leather Seat List: \$709.00

Functions: Pneumatic Seat Height, 360-Degree Swivel, Swivel/Tilt Control, Tilt Lock, Tilt-Tension, Back Lock, Adjustable Seat & Back, High Performance Control, Forward Seat Tilt, Sliding Seat, Height/Width Adjustable Arms

BASE OPTIONS



Optional Aluminum Base ABASET
List: \$139.00



Soft Dual Wheel Casters CASTERSPU
List: \$39.00

HEADREST OPTION

(For 7704ASNS, 7701ANS & 7721ANS)



Headrest (Black) 7000HR
List: \$60.00

#77044ASNS
Shown w/Black Fabric Seat & Aluminum Base Option



Upholstery In Stock:

Fabric Seat: 7700F9106 Black, 7700F9107 Basil, 7700F9114 Blue, 7700F9132 Burgundy, 7700F9170 Orange, 7700F9179 Lime, 7700F9176 Red & 7700F9178 Celestial Blue
Vinyl Seat: 7700PVC Black
Leather Seat: 7700L Black
Mesh Seat: 7700M Black
Base Colors In Stock: Black (Standard), Aluminum

WHEN SELECTING FABRIC SEAT, MUST CHOOSE SEAT COLOR!

BUILD YOUR CUSTOM CHAIR BY CHOOSING SEAT BELOW!

OFFICESOURCE® COOLMESH SEAT OPTIONS





#7754ASNS
Shown w/Basil Fabric Seat

COOLMESH MULTI-FUNCTION, MID BACK W/SEAT SLIDER & BLACK FRAME 7754ASNS

Overall: 25½"W x 24½"D x 36-39"H
Seat: 21"W x 19"D x 18-22"H
w/Fabric or PVC Seat List: \$579.00
w/Mesh Seat List: \$639.00
w/Leather Seat List: \$649.00

FUNCTIONS: Pneumatic Seat Height, 360-Degree Swivel, Tilt Lock, Tilt-Tension, Back Lock, Adjustable Seat/Back, Back Height Adjustment, High Performance Control, Forward Seat Tilt, Sliding Seat, Height/Width Adjustable Arms



#7754ASNS
Shown w/Leather Seat



WHEN SELECTING FABRIC SEAT, MUST CHOOSE SEAT COLOR!

CoolMesh Collection - Upholstery In Stock:

Black (7700F9106), Basil (7700F9107), Navy Blue (7700F9114), Burgundy (7700F9132), Orange (7700F9170), Lime (7700F9179), Red (7700F9176), Celestial Blue (7700F9178), 7700PVC (Vinyl), 7700M (Mesh), 7700L (Leather)



#7621AABLK



Ratchet Back

CoolMesh Basic Collection by OfficeSource™

COOLMESH BASIC TASK CHAIR W/ARMS & BLACK FRAME 7621AABLK

Overall: 25"W x 24"D x 36-41"H
Seat: 20"W x 18"D x 18-21¼"H
List: \$399.00

FUNCTIONS: Pneumatic Seat Height, 360-Degree Swivel, Tilt Lock, Tilt-Tension, Back Height Adjustment, Height/Width Adjustable Arms

MID BACK CHAIR, MESH BACK, BLACK UPHOLSTERED SEAT W/BLACK FRAME 7854BLK

Overall: 25½"W x 25"D x 38-43"H
Seat: 20½"W x 19½"D x 20-25"H
List: \$469.00

FUNCTIONS: Pneumatic Seat Height, 360-Degree Swivel, Tilt Lock, Tilt-Tension, Height/Width Adjustable Arms

7621AABLK & 7854BLK - Upholstery In Stock:

BLK Black Fabric Seat (PER-5806BLK) w/Black Mesh Back



#7854BLK



Spice Collection by OfficeSource™



CHAIR OPTION (For 7854BLK)



Optional Black Steel Spider Base SPIDERBASE
List: \$90.00

SEATING

MESH



#11501

Artesa Collection by OfficeSource™



Chair Back

ARTESA COLLECTIONS



MESH, BASIC TASK CHAIR W/PAINTED NYLON BASE & ARMS 11501

Overall: 25¾"W x 23½"D x 36¼-40¼"H
Seat: 20"W x 19¾"D x 17¾-21½"H
List: \$349.00

FUNCTIONS: Pneumatic Seat Height, 360-Degree Swivel, Swivel/Tilt Control, Tilt Lock, Tilt-Tension, Lumbar Adjustment, Height Adjustable Arms

MESH, 3-PADDLE TASK CHAIR W/PAINTED NYLON BASE & ARMS 11503

Overall: 25¾"W x 23½"D x 36¼-40¼"H
Seat: 20"W x 17¾"D x 17¾-21½"H
List: \$459.00

FUNCTIONS: Pneumatic Seat Height, 360-Degree Swivel, Swivel/Tilt Control, Tilt Lock, Tilt-Tension, Back Lock, Adjustable



Artesa - Upholstery In Stock:

SEATING

STOOLS



#7851NS
w/Black Seat

Shown with Optional
Adjustable Arm Kit

Spice Collection by OfficeSource™

CHAIR OPTIONS (For 7851NS)



**OPTIONAL ADJ.
ARM KIT - Black
311AK**
List: \$100.00



ARMLESS, MESH BACK TASK STOOL W/BLACK UPHOLSTERED SEAT, FOOTRING & TITANIUM STEEL BASE 7851NS

Overall: 24½"W x 25"D x 44½-54½"H
Seat: 20½"W x 19½"D x 26-36"H
Fabric or PVC Seat List: \$459.00
Mesh Seat List: \$519.00
Leather Seat List: \$529.00

FUNCTIONS: Pneumatic Seat Height, 360-Degree Swivel



#7851NS
w/Blue Seat



#7851NS
w/Lime Seat



#7851NS
w/Orange Seat



#7851NS
w/Red Seat

Spice & CoolMesh - Upholstery In Stock: Black (7700F9106), Basil (7700F9107), Navy Blue (7700F9114), Burgundy (7700F9132), Orange (7700F9170), Lime

SEATING

NESTING

CoolMesh Collection

by OfficeSource[™]



COOLMESH NESTING CHAIR W/TITANIUM GRAY FRAME
7794TNS

Overall: 24"W x 23"D x 37"H
Seat: 18½"W x 19"D x 19¼"H
List: \$409.00



Nesting

ARMLESS COOLMESH NESTING CHAIR W/TITANIUM GRAY FRAME
7774TNS

Overall: 24"W x 23"D x 37"H
Seat: 18½"W x 19"D x 19¼"H
List: \$399.00

COOLMESH COLLECTION



*Also on pg. 173



#7774TNS
Shown w/Black Fabric Seat

#7794TNS
Shown w/Black Fabric Seat

CHAIR OPTION

(For 7794TNS, 7774TNS, 3074TNS & 3094TNS)



Optional Chair Glides
2700GLIDES
List: \$35.00



Celestial Blue

Lime Green

Red

Orange

FOLDING & NESTING CAPABILITIES!

SEATING

STACKING

Stacked Seating by OfficeSource[™]



STACKS HIGH
16
ON DOLLY

#3081BLK



STACKS HIGH
16
ON DOLLY

#3080BLK



GANGING HARDWARE INCLUDED

STACKABLE SIDE CHAIR W/ARMS & CHROME FRAME
3081

Overall: 24½"W x 22¾"D x 31"H
Seat: 18"W x 16¾"D x 17¾"H
List: \$159.00

ARMLESS, STACKABLE SIDE CHAIR W/CHROME FRAME
3080

• Ganging Hardware Included
Overall: 20¾"W x 22¾"D x 32¼"H
Seat: 18"W x 16¾"D x 17¾"H
List: \$125.00



#3080DOLLY



#3081NAV



#3081BLU



#3081GRN



#3081WHT

CHAIR DOLLY - Black
3080DOLLY
(For 3081 & 3080)
23"W x 19"D x 35-39"H
List: \$119.00

GREAT VALUE... SEVERAL COLORS TO CHOOSE FROM!

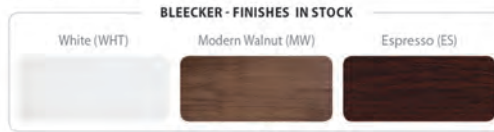
Stacked Seating - Colors In Stock: BLK Black (A02), NAV Navy (A12), BLU Light Blue (A06), GRN Olive Green (A15), WHT White (A14)

SEATING

STOOLS

Bleecker Street Collection by OfficeSource™

Innovative and functional designs perfect for the contemporary break room. Modern bentwood seat chair that follows the shape of the user's back, giving optimal comfort. Heavy-gauge steel bases with footrest on stools.



CAFÉ HEIGHT, HIGH BACK WOOD STOOL, HAND HOLE IN BACK W/CHROME BASE
ST198
Overall: 17"W x 22½"D x 44¾"H
Seat: 17"W x 17¼"D x 29½"H
List: \$369.00

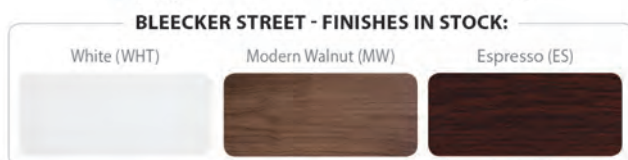
CAFÉ HEIGHT, LOW BACK WOOD STOOL W/CHROME BASE
ST197
Overall: 18"W x 21½"D x 34½"H
Seat: 16½"W x 18"D x 29½"H
List: \$369.00

Bleecker - Finishes In Stock:
WHT White, MW Modern Walnut, ES Espresso

SEATING

Bleecker Street Collection by OfficeSource™

Innovative and functional designs perfect for the contemporary break room. Modern bentwood seat chair that follows the shape of the user's back, giving optimal comfort. Heavy-gauge steel bases with footrest on stools.



WOOD STACK CHAIR W/CHROME BASE
180
Overall: 17"W x 16¾"D x 34¾"H
Seat: 17"W x 16¾"D x 18½"H
List: \$249.00

WOOD STACK CHAIR, HAND HOLE IN BACK W/CHROME BASE
198C
Overall: 17"W x 22½"D x 33½"H
Seat: 17"W x 17¼"D x 18¾"H
List: \$269.00

Bleecker - Finishes In Stock:
WHT White, MW Modern Walnut, ES Espresso

Blow Mold Folding Tables by OfficeSource™

OfficeSource™ blow molded tables are strong, durable and light weight. Perfect for outdoors or indoors, constructed of durable plastic that will not chip, crack or warp. Surface resists stains and cleans with mild dish soap. Legs and support structure are powder coated heavy gauge. The tables are 40% lighter than comparable wood tables.



#FBM3072



#FBM71R

STANDARD FEATURES - TABLES

- Light Weight Sleek Design
- Powder Coated Tubular Frame
- Meets or Exceeds Test Standards (BIFMA & MTL)

PLASTIC BLOW-MOLDED FOLDING TABLES - (RECTANGULAR)

SKU	Description	Dimension	Weight	List Price
FBM3060	Rectangular	60"L x 30"W x 29"H	30 lbs.	\$169.00
FBM3072	Rectangular	72"L x 30"W x 29"H	36 lbs.	\$209.00
FBM3096	Rectangular	96"L x 30"W x 29"H	49 lbs.	\$289.00

PLASTIC BLOW-MOLDED FOLDING TABLES - (ROUND)

SKU	Description	Dimension	Weight	List Price
FBM60R	60" Round	60" Dia. x 29" H	49 lbs.	\$349.00
FBM71R	71" Round	71" Dia. x 29" H	75 lbs.	\$489.00

Finish In Stock: Gray Top w/Charcoal Legs

STRONG, DURABLE & LIGHT WEIGHT - PERFECT FOR OUTDOORS OR INDOORS!

DON'T FORGET TO ORDER YOUR TABLE & CHAIR CARTS!



RECTANGULAR TABLE CART

FTD3502GRY
 • Gray Finish
 • Holds up to 20 - 5' & 6' Tables & 18 - 8' Tables
 76"L x 45¼"H x 31"D
 Weight: 74 lbs.
 List: \$549.00

ROUND TABLE CART

RA106AGRY
 • Gray Finish
 • Holds 13, 71"; 14, 60"; 16, 48"
 52"L x 40½"H x 32¾"D
 Weight: 84 lbs.
 List: \$559.00

FOLDING CHAIR CART

FCDRA51
 • Black Finish
 • Holds up to 60, FBM03 Chairs & 72, 1601 or 1631 Chairs
 • 4" Swivel Wheels
 67"W x 31"D x 70"H
 Weight: 93 lbs.
 List: \$669.00



#FBM03
Gray w/ Gray Frame

Blow Mold Folding Chair by OfficeSource™

PLASTIC FOLDING CHAIR
 FBM03
 List: \$85.00 ea.

Color In Stock:
 Gray w/Gray Frame

SUPER STRONG HOLDS UP TO 500 LBS!



#1601
Shown in Gray

#1631
Shown in Black Vinyl

Steel Folding Chairs by OfficeSource™

***ALL STEEL FOLDING CHAIR**
 1601
 List: \$58.00 ea.

Colors In Stock:
 (BLK) Black, (GRY) Gray

***STEEL FOLDING CHAIR W/PADDED SEAT & BACK**
 1631
 List: \$75.00 ea.

Colors/Upholstery In Stock: (BLK) Black Vinyl, (GRY) Gray Vinyl

**Please Note: All chairs priced per chair, but sold in increments of 4 only.*

Lateral File Collection by OfficeSource™

STANDARD FEATURES

- Safety features include counter weights and an interlock system to prevent tipping
- Heavy-duty full pull designer cabinet at an affordable price
- Reinforced heavy gauge welded steel construction
- Standard with factory installed lock and hanging bars
- Powder Coat Paint
- Meets or Exceeds ANSI/BIFMA Performance Standards

35-1/2" WIDE - LATERAL FILES

2 DRAWER FILE	3 DRAWER FILE	4 DRAWER FILE	5 DRAWER FILE
8362	8363	8364	8365
19 3/4" D x 27 3/4" H	19 3/4" D x 39 3/8" H	19 3/4" D x 51 1/8" H	19 3/4" D x 63 7/8" H
List: \$789.00	List: \$1,129.00	List: \$1,369.00	List: \$1,929.00

Finishes In Stock: BLK Black, GRY Light Gray, PTY Putty



ACCESSORIES



DOUBLE RAIL HANGING FRONT TO BACK FILING RAIL
8000FB
• All Files Require 2 Rails Per Drawer
List: \$49.00 (Pair)



8000LOCKCOREKIT
List: \$59.00 ea.
8000COREKEY
List: \$29.00 ea.
8000MASTERKEY
List: \$29.00 ea.



Some items in this series come ready-to-assemble.



#VF4DLET25



#VF2DLET25

Vertical File Collection by OfficeSource™

These durable welded steel vertical file cabinets are the cost-effective way to keep files organized and secure using minimal floor space.



SINGLE LOCK SECURES ALL DRAWERS



INCLUDES FOLLOWER BLOCK TO HELP KEEP FILES UPRIGHT

STANDARD FEATURES

- Steel ball bearing slide suspension for superior performance
- Full drawer extension for easy file retrieval
- High-sided drawers accommodate hanging folders
- Follower block in drawers keeps files upright
- Label holder for easy identification
- Aluminum thumb latch and handles
- Single lock secures all drawers, 2 keys included
- Powder coat finish

25" DEEP - VERTICAL FILES

4 DRAWER FILE - LETTER	2 DRAWER FILE - LETTER
VF4DLET250	VF2DLET250
15"W x 52"H	15"W x 29"H
List: \$699.00	List: \$419.00

Finishes In Stock:
Black, Putty, Light Gray

(BLK) Black

(PTY) Putty

(GRY) Light Gray



Vertical Files - Symbol Key
See Page 1 For Detailed Information



DURABLE, POWDER COATED FINISH!

the marquis collection SEATING FEATURES GUIDE

There are many features to consider when selecting the perfect chair to suit your needs. The following symbols will help you choose the product enhancements that are right for you. These symbols are referenced throughout this catalog to help you quickly identify each chair's features.

The descriptions of the features shown are meant to be general explanations. The actual functions of these features may vary slightly.



1
Pneumatic Seat Adjustment
Allows quick and easy adjustment. Regulates height of chair relative to floor.



2
Back Height Adjustment
Allows positioning of lumbar support within a fixed range to alleviate back stress.



3
Seat Depth Adjustment
Positions chair back relative to seat to reduce pressure on the buttocks and thighs for both taller and shorter users.



4
360° Swivel
Chair rotates a full 360° in either direction for ease of motion. Standard on every executive chair.



5
Tilt
Pivot point located directly above center of chair base (white dot indicates pivot point).



6
Mid-Pivot Knee Tilt
Pivot point located slightly ahead of center of gravity (white dot indicates pivot point). Allows user to recline at a slightly more relaxed angle than conventional center tilt.



7
2-to-1 Synchro Tilt
Back reclines at 2-to-1 ratio to seat angle. Allows user to recline while keeping seat cushion relatively level to floor.



8
Tilt Tension
Controls rate and ease with which chair reclines for different weights and strengths of users.



9
Tilt Lock
Locks out tilt function when chair is in upright position.



10
Multi-Task Control
Adjusts seat and back angles with a single lever (infinite locking within a fixed range), reducing fatigue in back and thighs.



11
Adjustable Lumbar Support
Lumbar support can be adjusted up and down.



12
Seat Slider
Seat slides forward or back with control lever then locks in place. This feature allows users of all sizes to easily custom fit thigh and back support.



13
Multi-Function
Three levers to modify angle of back relative to the seat, control tilt and forward for keyboard intensive activities. Tilt is free float or locking within a fixed range.



14
Auto Adjusting Synchro Tilt
This self-adjusting control uses your weight to balance the force needed to recline the back. Back tilt is controlled by a single lever which will lock in 5 positions. When tilting, the seat tilts at a 4-to-1 ratio to the back.

easy
ASSEMBLY



(A)



(A) Leisure Club Chair with Active Tablet Arm, Cup Holder, Tablet Holder, Storage and Casters. Right Hand Only.
 Seat Size: 23" W x 20 1/2" D
 Back Height: 18" H
 Overall Size: 29 1/2" W x 26 1/2" D x 35 1/2" H
 In-Stock Color: Stocked in Poly Ultra Vinyl. SEE BELOW.
 Model: #MS1709
 List: \$840

(B) Leisure Footstool on Casters
 Size: 19" Diameter
 Height: 18" H
 Model: #MS1710
 List: \$230



(B)

IN-STOCK COLORS



NEW IN-STOCK ITEMS FOR 2018



ELECTRIC-HEIGHT ADJUSTABLE BASES FEATURE:

- LED Control Console allows you to easily raise and lower the table top. The Console comes complete with four programmable presets.
- The heavy-duty frame can be assembled in multiple widths to fit our 48" to 72" tops. Designed for 24", 30" and 36" deep tops. Height range is 23" to 48.5" without top.
- The dual-motor construction has a 330 pound capacity.
- Tops are not included. See page 59 for top selection and pricing.

Model: #MEB
 List: \$1,340 Frame Only
 In-Stock Colors: Silver, White and Black

easy
ASSEMBLY